



INDEPENDENT AUDITOR'S REPORT

To
The Board of Directors
GMR Energy Projects (Mauritius) Limited

We have audited the accompanying financial statements of GMR Energy Projects (Mauritius) Limited ("the Company"), which comprise the Statement of Assets and Liabilities as at 31 March 2017, and the Statement of Profit and Loss and the Cash Flow Statement for the year then ended, and a summary of significant accounting policies and other explanatory information.

Management's Responsibility for the Financial Statements

The accompanying consolidated financial statements have been prepared by the Management, based on the audited financial statements of the Company for the financial year ended 31 March 2017 prepared in accordance with IFRS, after making appropriate adjustments as were necessary under IND AS and the Companies Act, 2013.

The Company's Board of Directors is responsible for the matters stated in Section 134(5) of the Companies Act, 2013 ("the Act") with respect to the preparation and presentation of these IND AS financial statements that give a true and fair view of the state of affairs (financial position), Profit or loss (financial performance including other comprehensive income), cash flows and change in equity of the Company in accordance with the accounting principles generally accepted in India, including Indian Accounting Standards (IND AS) specified under Section 133 of the Act, read with Rule 7 of the Companies (Accounts) Rules, 2014 and the Companies (Indian Accounting Standards) Rules 2015, as amended. This responsibility also includes maintenance of adequate accounting records in accordance with the provisions of the Act for safeguarding of the assets of the Company and for preventing and detecting frauds and other irregularities; selection and application of appropriate accounting policies; making judgments and estimates that are reasonable and prudent; and the design, implementation and maintenance of adequate internal financial controls, that were operating effectively for ensuring the accuracy and completeness of the accounting records, relevant to the preparation and presentation of the IND AS financial statements that give a true and fair view and are free from material misstatement, whether due to fraud or error.

Auditor's Responsibility

Our responsibility is to express an opinion on these IND AS financial statements based on our audit. We have taken into account the provisions of the Act, the accounting and auditing standards and matters which are required to be included in the audit report under the provisions of the Act and the Rules made there under. We conducted our audit of the standalone IND AS Financial Statements in accordance with the Standards on Auditing, issued by The Institute of Chartered Accountants of India, as specified under Section 143(10) of the Act. Those Standards require that we comply with ethical requirements and plan and perform the audit to obtain reasonable assurance about whether the financial statements are free from material misstatement and converted from IFRS to Ind AS correctly.

An audit involves performing procedures to obtain audit evidence about the amounts and the disclosures in the financial statements. The procedures selected depend on the auditor's judgment, including the assessment of the risks of material misstatement of the IND AS financial statements, whether due to fraud or error. In making those risk assessments, the auditor considers internal financial control relevant to the Company's preparation of the IND AS financial statements that give a true and fair view in order to design audit procedures that are appropriate in the circumstances. An audit also includes evaluating the appropriateness of the accounting policies used and the



reasonableness of the accounting estimates made by the Company's Directors, as well as evaluating the overall presentation of the IND AS financial statements.

We believe that the audit evidence we have obtained is sufficient and appropriate to provide a basis for our audit opinion on the IND AS financial statements.

Basis for qualified opinion

The underlying consolidated financial statements of the Company, for the financial year ended 31 March 2017, prepared in accordance with applicable corporate laws and IFRS, have not been audited by us and we have relied upon such audited consolidated financial statements and the statutory auditors' reports for these years, provided to us by the Management, for the purpose of expressing our audit opinion and have not performed detailed verification of the underlying transactions which have been covered by the statutory auditors' in the course of their audit.

Qualified opinion

In our opinion and to the best of our information and according to the explanations given to us, *except for the effects of the matter(s) described in the Basis for Qualified Opinion paragraph*, the financial statements give a true and fair view in conformity with the accounting principles generally accepted in India:

- (a) in the case of the Statement of Assets and Liabilities, of the state of affairs of the Company as at 31 March 2017;
- (b) in the case of the Statement of Profit and Loss, of the profit/ loss for the year ended on that date; and
- (c) in the case of the Cash Flow Statement, of the cash flows for the year ended on that date.

For **S Sanketh and Co**
Chartered Accountants
Firm's Registration Number: 016648S



Shankar Sanketh
Proprietor
Membership Number: 076939
Place of Signature: Bangalore
Date:

GMR Energy Projects (Mauritius) Limited
Balance sheet as at March 31, 2017 - Ind AS

	Notes	Ind AS 31-Mar-17 Amount in Rs.	Ind AS 31-Mar-16 Amount in Rs.	Ind AS 31-Mar-15 Amount in Rs.
ASSETS				
Non-current assets				
Non-current investments	3	7,334,087,760	16,658,350,236	14,774,235,685
Loans	4	82,984	84,464	79,771
		7,334,170,744	16,658,434,700	14,774,315,456
Current assets				
Financial assets				
Cash and cash equivalents	5	999,257	15,047,640	14,341,351
Loans	6	2,315,523,085	-	1,176,307,097
Other financial assets	7	44,923,274	1,956	1,208,996
Other current assets	8	133,660	30,042	-
		2,361,579,276	15,079,639	1,191,857,444
TOTAL ASSETS		9,695,750,019	16,673,514,338	15,966,172,900
EQUITY AND LIABILITIES				
Equity				
Equity Share Capital	9	656,000	667,700	630,600
Other Equity	10	(9,267,390,588)	(197,679,820)	(8,633,286)
Total equity		(9,266,734,588)	(197,012,120)	(8,002,686)
Liabilities				
Current liabilities				
Financial Liabilities				
Trade payables	12	66,639,841	2,672,678	1,482,303
Other financial liabilities	11	18,895,844,766	16,867,853,780	15,972,693,283
		18,962,484,608	16,870,526,459	15,974,175,586
TOTAL EQUITY AND LIABILITIES		18,962,484,608	16,870,526,459	15,974,175,586
		9,695,750,019	16,673,514,338	15,966,172,900

The accompanying notes are an integral part of the financial statements.

For S Sanketh and Co

ICAI firm registration number: 016648S
Chartered Accountants



Shankar Sanketh
Partner
Membership number: 076939
Place:
Date:



For and on behalf of the Board of Directors
GMR Energy Projects (Mauritius) Limited



Director

Place:
Date:




GMR Energy Projects (Mauritius) Limited
Statement of profit and loss for the year ended March 31, 2017

		Ind AS 31-Mar-17 Amount in Rs.	Ind AS 31-Mar-16 Amount in Rs.
Other income	13	8,664,362	90,382
Total Income		8,664,362	90,382
Finance costs	14	192,529,349	182,514,051
Other expenses	15	43,638,575	3,334,974
Total Expenses		236,167,924	185,849,025
Profit/(loss) before exceptional items and tax from continuing operations		(227,503,563)	(185,758,643)
Exceptional items (Impairments of investment)		(9,159,635,974)	-
Profit/(loss) before and tax from continuing operations		(9,387,139,537)	(185,758,643)
Profit/(loss) for the year from continuing operations		(9,387,139,537)	(185,758,643)
Profit for the year		(9,387,139,537)	(185,758,643)
Other comprehensive income for the year, net of tax		-	-
TOTAL COMPREHENSIVE INCOME FOR THE YEAR, NET OF TAX		(9,387,139,537)	(185,758,643)

For S Sanketh and Co

ICAI firm registration number: 0166485

Chartered Accountants



Shankar Sanketh

Partner

Membership number: 076939

Place:

Date:



For and on behalf of the Board of Directors of
GMR Energy Projects (Mauritius) Limited



Director

Place:

Date:



GMR Energy Projects (Mauritius) Limited
Statement of Cash Flows for the year ended 31 March 2017

Particulars	Ind AS	Ind AS
	31-Mar-17 Amount in Rs.	31-Mar-16 Amount in Rs.
A Cash Flow from Operating Activities		
Profit / (loss) before tax	(9,387,139,537)	(185,758,643)
Adjustment to reconcile profit before tax to net cash flows		
Impairment of investment in GEL	9,159,635,974	-
Interest and finance charges	192,443,485	182,469,397
Interest income	(8,664,352)	(90,382)
Foreign currency translation reserve	-	-
Operating Profit before Working Capital changes	9,343,415,107	182,379,016
Movements in working capital : (Excluding Cash & Bank Balances)	(43,724,430)	(3,379,628)
Increase/(Decrease) in provisions		
Increase / (Decrease) other current liabilities	(107,981)	235,115,902
(Increase)/Decrease in other current assets	(1,253,898)	13,980
(Increase)/Decrease in Inventories		
	(1,361,879)	235,129,882
	(45,086,310)	231,750,254
Cash Generated From Operations		
Less : Direct Tax paid (net of refunds)		
Net Cash Flow from Operating Activities (A)	(45,086,310)	231,750,254
B Cash Flow from Investing Activities:		
Share application monies	(916,245)	(4,275,050,046)
Loan And advance given	2,714,800	227,154,829
Long term Loans & Advances -Deposit in Shares		4,275,050,000
Interest Received	1,222	1,349,408
Net cash flow (used in) Investing activities (B)	1,799,777	228,504,191
C Net Cash Flow From Financing Activities:		
Proceeds from loan from related company	299,103,090	-
Repayment of loan to related company	(270,078,349)	(461,006,594)
Interest Paid	-	616,594
Foreign currency translation reserve	477,086	(2,061)
Net cash flow (used in) in financing activities (C)	29,501,828	(460,392,061)
D Net (decrease) / In cash and cash equivalents (A + B + C)	(13,784,705)	(137,616)
Cash and cash equivalents (Opening)	15,047,640	14,341,351
Effect of changes in exchange rates on cash and cash equivalent	(263,677)	843,905
Cash and cash equivalents (Closing)	999,257	15,047,640

For S Sanketh and Co

ICAI firm registration number: 0166485

Chartered Accountants



Shankar Sanketh
Partner
Membership number:076939
Place:
Date:



For and on behalf of the Board of Directors

GMR Energy Projects (Mauritius) Limited



Director

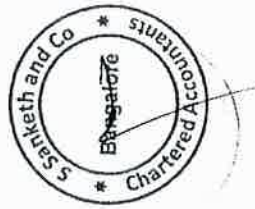
Place:

Date:



GMR Energy Projects (Mauritius) Limited
Statement of changes in equity as at March 2017

	Issued capital	Retained earnings	Foreign currency translation reserve	Total
	Amount in Rs.	Amount in Rs.	Amount in Rs.	Amount in Rs.
At 31 March 2015	6,30,600.00	(1,00,52,305.95)	14,19,019.90	(80,02,686.05)
Addition		(18,57,58,643.24)	(32,87,890.90)	(18,90,46,534.14)
Exchange difference	37,100.00			37,100.00
At 31 March 2016	6,67,700.00	(19,58,10,949.19)	(18,68,871.00)	(19,70,12,120.20)
Addition		(9,38,71,39,536.86)	31,74,28,768.69	(9,06,97,10,768.17)
Exchange difference	(11,700.00)			(11,700.00)
At 31 March 2017	6,56,000.00	(9,58,29,50,486.05)	31,55,59,897.69	(9,26,67,34,588.36)



GMR ENERGY PROJECTS(MAURITIUS) LIMITED
NOTES TO THE FINANCIAL STATEMENTS FOR THE YEAR ENDED 31 MARCH 2017

1 Corporate Information

GMR Energy Projects(Mauritius) Limited is a private limited company, incorporated in Mauritius on 07 December 2010. The company holds a Category 1 Global Business Licence Under the Financial Services Act 2007 and is regulated by Financial Services Commission. The Company's registered office is C/o- Abax Corporate Services Ltd, 6th Floor, Tower A, 1 Cyber City, Ebene, Mauritius

2 Significant Accounting Policies

Basis of preparation

The financial statements of the Company have been prepared in accordance with Indian Accounting Standards (Ind AS) notified under the Companies (Indian Accounting Standards) Rules, 2015.

For all periods up to and including the year ended 31 March 2015, the Company prepared its financial statements in accordance with the accounting standards notified under the section 133 of the Companies Act 2013, read together with paragraph 7 of the Companies (Accounts) Rules, 2014 (Indian GAAP). These financial statements for the year ended 31 March 2016 are the first the Company has prepared in accordance with Ind AS.

The stand-alone financial statements have been prepared on a historical cost basis, except for certain financial assets and liabilities measured at fair value (refer accounting policy regarding financial instruments) which have been measured at fair value

Current versus non-current classification

The Company presents assets and liabilities in the balance sheet based on current/ non-current classification. An asset is treated as current when it is:

- Expected to be realised or intended to be sold or consumed in normal operating cycle
- Held primarily for the purpose of trading
- Expected to be realised within twelve months after the reporting period, or
- Cash or cash equivalent unless restricted from being exchanged or used to settle a liability for at least twelve months after the reporting period

All other assets are classified as non-current.

A liability is current when:

- It is expected to be settled in normal operating cycle
- It is held primarily for the purpose of trading
- It is due to be settled within twelve months after the reporting period, or
- There is no unconditional right to defer the settlement of the liability for at least twelve months after the reporting period

All other liabilities as non-current.

Deferred tax assets and liabilities are classified as non-current assets and liabilities.

The operating cycle is the time between the acquisition of assets for processing and their realisation in cash and cash equivalents. The Company has identified twelve months as its operating cycle.

Property, plant and equipment

On transition to Ind AS, the company has elected to continue with the carrying value of all of its property, plant and equipment as at 31 March 2015, measured as per the previous GAAP and use that carrying value as the deemed cost of the property, plant and equipment as on 1 April 2015.

All items of property, plant and equipment are stated at historical cost less accumulated depreciation. Historical cost includes expenditure that is directly attributable to the acquisition of the items.

Costs are included in the asset's carrying amount or recognised as a separate asset, as appropriate, only when it is probable that future economic benefits associated with the item will flow to the company and the cost of the item can be measured reliably. The carrying amount of any component accounted for as a separate asset are derecognised when replaced. Further, when each major inspection is performed, its cost is recognised in the carrying amount of the item of property, plant and equipment as a replacement if the recognition criteria are satisfied. All other repairs and maintenance are charged to profit and loss during the reporting period in which they are incurred.

Assets under installation or under construction as at the balance sheet date are shown as Capital Work in Progress and the related advances are shown as Loans and advances.

Depreciation

The depreciation on the tangible fixed assets is calculated on a straight-line basis using the rates arrived at, based on useful lives estimated by the management, which coincides with the lives prescribed under Schedule II of Companies Act, 2013 except in case of plant and machinery where the life of the asset is considered as 25 years as prescribed by Central Electricity Regulatory Commission ("CERC") being the regulatory authority in the energy sector. Assets individually costing less than Rs. 5,000, which are fully depreciated in the year of acquisition.

Leasehold land is amortised over the tenure of the lease except in case of power plants where it is amortised from the date of commercial operation. Leasehold improvements are the amortised over the primary period of the lease or estimated useful life whichever is shorter.



Foreign currency translation

i) Functional and presentation currency

Items included in the financial statements of each of the company are measured using the currency of the primary economic environment in which the entity operates (the functional currency). The standalone financial statements are presented in Indian rupee (INR).

ii) Transaction and balances

Transactions in foreign currencies are initially recorded by the Company at their respective functional currency spot rates at the date the transaction first qualifies for recognition.

Monetary assets and liabilities denominated in foreign currencies are translated at the functional currency spot rates of exchange at the reporting date.

Exchange differences arising on settlement or translation of monetary items are recognised in profit or loss with the exception of the following:

- a) Exchange differences arising on monetary items that forms part of a reporting entity's net investment in a foreign operation are recognised in profit or loss in the separate financial statements of the reporting entity or the individual financial statements of the foreign operation, as appropriate. In the financial statements that include the foreign operation and the reporting entity (e.g., consolidated financial statements when the foreign operation is a subsidiary), such exchange differences are recognised initially in OCI. These exchange differences are reclassified from equity to profit or loss on disposal of the net investment.
- b) Tax charges and credits attributable to exchange differences on those monetary items are also recorded in OCI.

Non-monetary items that are measured in terms of historical cost in a foreign currency are translated using the exchange rates at the dates of the initial transactions. Non-monetary items measured at fair value in a foreign currency are translated using the exchange rates at the date when the fair value is determined. The gain or loss arising on translation of non-monetary items measured at fair value is treated in line with the recognition of the gain or loss on the change in fair value of the item (i.e., translation differences on items whose fair value gain or loss is recognised in OCI or profit or loss are also recognised in OCI or profit or loss, respectively).

Foreign currency transactions are translated into the functional currency using the exchange rates at the date of the transactions. Foreign exchange gains and losses resulting from the settlement of such transactions and from the translation of monetary assets and liabilities denominated in foreign currencies at year end. Exchange differences arising on long-term foreign currency monetary items related to acquisition of a fixed asset are capitalized and depreciated over the remaining useful life of the asset. They are deferred in equity if they related to qualifying cash flow hedges and qualifying net investment in foreign operation. A monetary item for which settlement is neither planned nor likely to occur in the foreseeable future is considered as a part of the entity's net investment in that foreign operation.

Non-monetary items that are measured at fair value in a foreign currency are translated using the exchange rate at the date when the fair value was determined. Translation difference on assets and liabilities carried at fair value are reported as part of the fair value gain or loss. For example, translation difference on non-monetary assets and liabilities such as equity instruments held at fair value through profit or loss are recognised in profit or loss as part of the fair value gain or loss and translation differences on non monetary assets such as equity investments classified as FVOCI are recognised on other comprehensive income.

(ii) Forward Exchange Contracts not intended for trading or speculations purposes

The premium or discount arising at the inception of forward exchange contracts is amortized and recognized as an expense / income over the life of the contract. Exchange differences on such contracts, except the contracts which are long-term foreign currency monetary items, are recognized in the Statement of profit and loss in the year in which the exchange rates change. Any profit or loss arising on cancellation or renewal of such forward exchange contract is also recognized as income or as expense for the year.

Borrowing cost

Borrowing costs directly attributable to the acquisition, construction or production of an asset that necessarily takes a substantial period of time to get ready for its intended use or sale are capitalised as part of the cost of the asset. All other borrowing costs are expensed in the period in which they occur. Borrowing costs consist of interest and other costs that an entity incurs in connection with the borrowing of funds. Borrowing cost also includes exchange differences to the extent regarded as an adjustment to the borrowing costs.

Impairment of non-financial assets

The Company assesses at each reporting date whether there is an indication that an asset may be impaired. If any indication exists, or when annual impairment testing for an asset is required, the company estimates the asset's recoverable amount. An asset's recoverable amount is the higher of an asset's cash-generating units' (CGUs) net selling price and its value in use. The recoverable amount is determined for an individual asset, unless the asset does not generate cash inflows that are largely independent of those from other assets or group of assets. When the carrying amount of an asset or CGU exceeds its recoverable amount, the asset is considered impaired and is written down to its recoverable amount.

In assessing value in use, the estimated future cash flows are discounted to their present value using a pre-tax discount rate that reflects current market assessments of the time value of money and the risks specific to the asset. In determining net selling price, recent market transactions are taken into account, if available. If no such transactions can be identified, an appropriate valuation model is used. These calculations are corroborated by valuation multiples, quoted share prices for publicly traded companies or other available fair value indicators.



The Company bases its impairment calculation on detailed budgets and forecast calculations, which are prepared separately for each of the Company's CGUs to which the individual assets are allocated. These budgets and forecast calculations generally cover a period of five years. For longer periods, a long-term growth rate is calculated and applied to project future cash flows after the fifth year. To estimate cash flow projections beyond periods covered by the most recent budgets/forecasts, the Company extrapolates cash flow projections in the budget using a steady or declining growth rate for subsequent years, unless an increasing rate can be justified. In any case, this growth rate does not exceed the long-term average growth rate for the products, industries, or country or countries in which the entity operates, or for the market in which the asset is used.

Impairment losses of continuing operations, including impairment on inventories, are recognised in the statement of profit and loss, except for properties previously revalued with the revaluation surplus taken to OCI. For such properties, the impairment is recognised in OCI up to the amount of any previous revaluation surplus. After impairment, depreciation is provided on the revised carrying amount of the asset over its remaining useful life.

For assets excluding goodwill, an assessment is made at each reporting date to determine whether there is an indication that previously recognised impairment losses no longer exist or have decreased. If such indication exists, the Company estimates the asset's or CGU's recoverable amount. A previously recognised impairment loss is reversed only if there has been a change in the assumptions used to determine the asset's recoverable amount since the last impairment loss was recognised. The reversal is limited so that the carrying amount of the asset does not exceed its recoverable amount, nor exceed the carrying amount that would have been determined, net of depreciation, had no impairment loss been recognised for the asset in prior years. Such reversal is recognised in the statement of profit or loss unless the asset is carried at a revalued amount, in which case, the reversal is treated as a revaluation increase.

Goodwill (if available) is tested for impairment annually as at 31 December and when circumstances indicate that the carrying value may be impaired. Impairment is determined for goodwill by assessing the recoverable amount of each CGU (or group of CGUs) to which the goodwill relates. When the recoverable amount of the CGU is less than its carrying amount, an impairment loss is recognised. Impairment losses relating to goodwill cannot be reversed in future periods.

Intangible assets with indefinite useful lives (if available) are tested for impairment annually as at 31 December at the CGU

Provisions, Contingent liabilities, Contingent assets, and Commitments

Provisions are recognised when the Company has a present obligation (legal or constructive) as a result of a past event, it is probable that an outflow of resources embodying economic benefits will be required to settle the obligation and a reliable estimate can be made of the amount of the obligation. When the Company expects some or all of a provision to be reimbursed, for example, under an insurance contract, the reimbursement is recognised as a separate asset, but only when the reimbursement is virtually certain. The expense relating to a provision is presented in the statement of profit and loss net of any reimbursement. If the effect of the time value of money is material, provisions are discounted using a current pre-tax rate that reflects, when appropriate, the risks specific to the liability. When discounting is used, the increase in the provision due to the passage of time is recognised as a finance cost."

Contingent liability is disclosed in the case of:

- A present obligation arising from past events, when it is not probable that an outflow of resources will not be required to settle the obligation
- A present obligation arising from past events, when no reliable estimate is possible
- A possible obligation arising from past events, unless the probability of outflow of resources is remote

Commitments include the amount of purchase order (net of advances) issued to parties for completion of assets

Provisions, contingent liabilities, contingent assets and commitments are reviewed at each balance sheet date.

Retirement and other Employee Benefits

All employee benefits payable/available within twelve months of rendering the service are classified as short-term employee benefits. Benefits such as salaries, wages and bonus etc., are recognized in the statement of profit and loss in the period in which the employee renders the related service.

Retirement benefits in the form of provident fund, pension fund and superannuation fund are defined contribution schemes. The Company has no obligation, other than the contributions payable to the provident fund, pension fund and superannuation fund. The Company recognizes contribution payable to the provident fund, pension fund and superannuation fund schemes as an expenditure, when an employee renders the related service. If the contribution payable to the scheme for service received before the balance sheet date exceeds the contribution already paid, the deficit payable to the scheme is recognized as a liability after deducting the contribution already paid. If the contribution already paid exceeds the contribution due for services received before the balance sheet date, then excess is recognized as an asset to the extent that the pre-payment will lead to, for example, a reduction in future payment or a cash refund.

The Company recognizes contribution payable as expenditure, when an employee renders the related service. If the contribution payable to the scheme for service received before the reporting date exceeds the contribution already paid, the deficit payable to the scheme is recognized as a liability after deducting the contribution already paid. If the contribution already paid exceeds the contribution due for services received before the balance sheet date, then excess is recognized as an asset to the extent that the pre-payment will lead to, for example, a reduction in future payment or a cash refund. The cost of providing benefits under the defined benefit plan is determined using the projected unit credit method with actuarial valuations being carried out at each balance sheet date, which recognized each period of service as giving rise to additional unit of employee benefit entitlement and measure each unit separately to build up the final obligation.



Remeasurements, comprising of actuarial gains and losses, the effect of the asset ceiling, excluding amounts included in net interest on the net defined benefit liability and the return on plan assets (excluding amounts included in net interest on the net defined benefit liability), are recognized immediately in the balance sheet with a corresponding debit or credit to retained earnings through OCI in the period in which they occur. Remeasurements are not reclassified to profit or loss in subsequent periods. Past service costs are recognized in profit or loss on the earlier of:

- i) The date of the plan amendment or curtailment, and
- ii) The date that the Company recognizes related restructuring costs

Net interest is calculated by applying the discount rate to the net defined benefit liability or asset. The Company recognizes the following changes in the net defined benefit obligation as an expense in the statement of profit and loss:

- i) Service costs comprising current service costs, past-service costs, gains and losses on curtailments and non-routine settlements; and
- ii) Net interest expense or income

Short term employee benefits

Accumulated leave, which is expected to be utilized within the next 12 months, is treated as short-term employee benefit. The company measures the expected cost of such absences as the additional amount that it expects to pay as a result of the unused entitlement that has accumulated at the reporting date.

The company treats accumulated leave expected to be carried forward beyond twelve months, as long-term employee benefit for measurement purposes. Such long-term compensated absences are provided for based on the actuarial valuation using the projected unit credit method at the year-end. Actuarial gains/losses are immediately taken to the statement of profit and loss and are not deferred.

The company presents the leave as a current liability in the balance sheet, to the extent it does not have an unconditional right to defer its settlement for 12 months after the reporting date. Where company has the unconditional legal and contractual right to defer the settlement for a period beyond 12 months, the same is presented as non-current liability.

Gratuity is a defined benefit scheme which is funded through policy taken from Life insurance corporation of India and Liability (net of fair value of investment in LIC) is provided for on the basis of an actuarial valuation on projected unit credit method made at the end of each financial year. Every employee who has completed five years or more of service gets a gratuity on departure at 15 days' salary (based on last drawn basic salary) for each completed year of service. The cost of providing benefits under the scheme is determined on the basis of actuarial valuation under projected unit credit (PUC) method.

Remeasurements, comprising of actuarial gains and losses, the effect of the asset ceiling, excluding amounts included in net interest on the net defined benefit liability and the return on plan assets (excluding amounts included in net interest on the net defined benefit liability), are recognized immediately in the balance sheet with a corresponding debit or credit to retained earnings through OCI in the period in which they occur. Remeasurements are not reclassified to profit or loss in subsequent periods.

Past service costs are recognized in profit or loss on the earlier of:

- a. The date of the plan amendment or curtailment, and
- b. The date that the Company recognizes related restructuring costs

Net interest is calculated by applying the discount rate to the net defined benefit liability or asset. The Company recognizes Entities are required to state their policy for termination benefits, employee benefit reimbursements and benefit risk sharing.

Long term employee benefits

Compensated absences which are not expected to occur within twelve months after the end of the period in which the employee renders the related services are recognized as a liability at the present value of the defined benefit obligation at the balance sheet date

(d) Financial Instruments

A financial instrument is any contract that gives rise to a financial asset of one entity and a financial liability or equity instrument of another entity.

Financial assets

Initial recognition and measurement

All financial assets are recognized initially at fair value plus, in the case of financial assets not recorded at fair value through profit or loss, transaction costs that are attributable to the acquisition of the financial asset. Purchases or sales of financial assets that require delivery of assets within a time frame established by regulation or convention in the market place (regular way trades) are recognized on the trade date, i.e., the date that the Group commits to purchase or sell the asset.

Subsequent measurement

For purposes of subsequent measurement, financial assets are classified in four categories:

- a. Debt instruments at amortised cost
- b. Debt instruments at fair value through other comprehensive income (FVTOCI)
- c. Debt instruments, derivatives and equity instruments at fair value through profit or loss (FVTPL)
- d. Equity instruments measured at fair value through other comprehensive income (FVTOCI)



Debt instruments at amortised cost: A 'debt instrument' is measured at the amortised cost if both the following conditions are met:

- a. The asset is held within a business model whose objective is to hold assets for collecting contractual cash flows, and
- b. Contractual terms of the asset give rise on specified dates to cash flows that are solely payments of principal and interest (SPPI) on the principal amount outstanding.

This category is the most relevant to the Company. After initial measurement, such financial assets are subsequently measured at amortised cost using the effective interest rate (EIR) method.

Amortised cost is calculated by taking into account any discount or premium on acquisition and fees or costs that are an integral part of the EIR. The EIR amortisation is included in finance income in the profit or loss. The losses arising from impairment are recognized in the profit or loss. This category generally applies to trade and other receivables.

Debt instrument at FVTOCI: A 'debt instrument' is classified as at the FVTOCI if both of the following criteria are met:

- a) The objective of the business model is achieved both by collecting contractual cash flows and selling the financial assets, and
- b) The asset's contractual cash flows represent SPPI.

Debt instruments included within the FVTOCI category are measured initially as well as at each reporting date at fair value. Fair value movements are recognized in the other comprehensive income (OCI). However, the group recognizes interest income, impairment losses & reversals and foreign exchange gain or loss in the P&L. On derecognition of the asset, cumulative gain or loss previously recognized in OCI is reclassified from the equity to P&L. Interest earned whilst holding FVTOCI debt instrument is reported as interest income using the EIR method.

Debt instrument at FVTPL: FVTPL is a residual category for debt instruments. Any debt instrument, which does not meet the criteria for categorization as at amortized cost or as FVTOCI, is classified as at FVTPL.

In addition, the Company may elect to designate a debt instrument, which otherwise meets amortized cost or FVTOCI criteria, as at FVTPL. However, such election is allowed only if doing so reduces or eliminates a measurement or recognition inconsistency (referred to as 'accounting mismatch'). The group has not designated any debt instrument as at FVTPL. Debt instruments included within the FVTPL category are measured at fair value with all changes recognized in the P&L.

Equity investments: All equity investments in scope of Ind AS 109 are measured at fair value. Equity instruments which are held for trading and contingent consideration recognized by an acquirer in a business combination to which Ind AS103 applies are classified as at FVTPL. For all other equity instruments, the group may make an irrevocable election to present in other comprehensive income subsequent changes in the fair value. The group makes such election on an instrument-by-instrument basis. The classification is made on initial recognition and is irrevocable.

If the company decides to classify an equity instrument as at FVTOCI, then all fair value changes on the instrument, excluding dividends, are recognized in the OCI. There is no recycling of the amounts from OCI to P&L, even on sale of investment. However, the company may transfer the cumulative gain or loss within equity.

Equity instruments included within the FVTPL category are measured at fair value with all changes recognized in the P&L.

Derecognition

A financial asset (or, where applicable, a part of a financial asset or part of a group of similar financial assets) is primarily derecognised (i.e. removed from the balance sheet) when:

- a. The rights to receive cash flows from the asset have expired, or
- b. The company has transferred its rights to receive cash flows from the asset or has assumed an obligation to pay the received cash flows in full without material delay to a third party under a 'pass-through' arrangement; and either (a) the company has transferred substantially all the risks and rewards of the asset, or (b) the company has neither transferred nor retained substantially all the risks and rewards of the asset, but has transferred control of the asset.

When the company has transferred its rights to receive cash flows from an asset or has entered into a pass-through arrangement, it evaluates if and to what extent it has retained the risks and rewards of ownership. When it has neither transferred nor retained substantially all of the risks and rewards of the asset, nor transferred control of the asset, the company continues to recognise the transferred asset to the extent of the company's continuing involvement. In that case, the company also recognises an associated liability. The transferred asset and the associated liability are measured on a basis that reflects the rights and obligations that the company has retained.

Continuing involvement that takes the form of a guarantee over the transferred asset is measured at the lower of the original carrying amount of the asset and the maximum amount of consideration that the company could be required to repay.

Impairment of financial assets

In accordance with Ind AS 109, the company applies expected credit loss (ECL) model for measurement and recognition of impairment loss on the following financial assets and credit risk exposure:

- a) Financial assets that are debt instruments, and are measured at amortised cost e.g., loans, debt securities, deposits, trade receivables and bank balance
- b) Financial assets that are debt instruments and are measured as at FVTOCI
- c) Lease receivables under Ind AS 17
- d) Trade receivables or any contractual right to receive cash or another financial asset that result from transactions that are within the scope of Ind AS 11 and Ind AS 18
- e) Loan commitments which are not measured as at FVTPL
- f) Financial guarantee contracts which are not measured as at FVTPL.



The company follows 'simplified approach' for recognition of impairment loss allowance on;

- Trade receivables or contract revenue receivables; and
- All lease receivables resulting from transactions within the scope of Ind AS 17

The application of simplified approach does not require the Company to track changes in credit risk. Rather, it recognises impairment loss allowance based on lifetime ECLs at each reporting date, right from its initial recognition.

For recognition of impairment loss on other financial assets and risk exposure, the company determines that whether there has been a significant increase in the credit risk since initial recognition. If credit risk has not increased significantly, 12-month ECL is used to provide for impairment loss. However, if credit risk has increased significantly, lifetime ECL is used. If, in a subsequent period, credit quality of the instrument improves such that there is no longer a significant increase in credit risk since initial recognition, then the entity reverts to recognising impairment loss allowance based on 12-month ECL.

Lifetime ECL are the expected credit losses resulting from all possible default events over the expected life of a financial instrument. The 12-month ECL is a portion of the lifetime ECL which results from default events that are possible within 12 months after the reporting date.

ECL is the difference between all contractual cash flows that are due to the company in accordance with the contract and all the cash flows that the entity expects to receive (i.e., all cash shortfalls), discounted at the original EIR. When estimating the cash flows, an entity is required to consider:

- All contractual terms of the financial instrument (including prepayment, extension, call and similar options) over the expected life of the financial instrument. However, in rare cases when the expected life of the financial instrument cannot be estimated reliably, then the entity is required to use the remaining contractual term of the financial instrument
- Cash flows from the sale of collateral held or other credit enhancements that are integral to the contractual terms

As a practical expedient, the Company uses a provision matrix to determine impairment loss allowance on portfolio of its trade receivables. The provision matrix is based on its historically observed default rates over the expected life of the trade receivables and is adjusted for forward-looking estimates. At every reporting date, the historical observed default rates are updated and changes in the forward-looking estimates are analysed. On that basis, the Company estimates the following provision matrix at the reporting date:

	Current	1-30 days past due	31-60 days past due	61-90 days past due	More than 90 days past due
Default rate	0.15%	1.6%	3.6%	6.6%	10.6%

ECL impairment loss allowance (or reversal) recognized during the period is recognized as income/ expense in the statement of profit and loss (P&L). This amount is reflected under the head 'other expenses' in the P&L. The balance sheet presentation for various financial instruments is described below:

- Financial assets measured as at amortised cost, contractual revenue receivables and lease receivables: ECL is presented as an allowance, i.e., as an integral part of the measurement of those assets in the balance sheet. The allowance reduces the net carrying amount. Until the asset meets write-off criteria, the company does not reduce impairment allowance from the gross carrying amount.
- Loan commitments and financial guarantee contracts: ECL is presented as a provision in the balance sheet, i.e. as a

For assessing increase in credit risk and impairment loss, the company combines financial instruments on the basis of shared credit risk characteristics with the objective of facilitating an analysis that is designed to enable significant increases in credit risk to be identified on a timely basis.

The company does not have any purchased or originated credit-impaired (POCI) financial assets, i.e., financial assets which are credit impaired on purchase/ origination

Financial liabilities

Initial recognition and measurement

Financial liabilities are classified, at initial recognition, as financial liabilities at fair value through profit or loss, loans and borrowings, payables, or as derivatives designated as hedging instruments in an effective hedge, as appropriate.

All financial liabilities are recognized initially at fair value and, in the case of loans and borrowings and payables, net of directly attributable transaction costs.

The Company's financial liabilities include trade and other payables, loans and borrowings including bank overdrafts, financial guarantee contracts and derivative financial instruments.

Financial liabilities are classified, at initial recognition, as financial liabilities at fair value through profit or loss, loans and borrowings, payables, or as derivatives designated as hedging instruments in an effective hedge, as appropriate.

All financial liabilities are recognized initially at fair value and, in the case of loans and borrowings and payables, net of directly attributable transaction costs.

The Company's financial liabilities include trade and other payables, loans and borrowings including bank overdrafts, financial guarantee contracts and derivative financial instruments.

Subsequent measurement

The measurement of financial liabilities depends on their classification, as described below:



Financial liabilities at fair value through profit or loss

Financial liabilities at fair value through profit or loss include financial liabilities held for trading and financial liabilities designated upon initial recognition as at fair value through profit or loss.

Financial liabilities are classified as held for trading if they are incurred for the purpose of repurchasing in the near term. This category also includes derivative financial instruments entered into by the group that are not designated as hedging instruments in hedge relationships as defined by Ind AS 109. Separated embedded derivatives are also classified as held for trading unless they are designated as effective hedging instruments. Gains or losses on liabilities held for trading are recognized in the profit or loss.

Financial liabilities designated upon initial recognition at fair value through profit or loss are designated as such at the initial date of recognition, and only if the criteria in Ind AS 109 are satisfied. For liabilities designated as FVTPL, fair value gains/ losses attributable to changes in own credit risk are recognized in OCI. These gains/ loss are not subsequently transferred to P&L. However, the Company may transfer the cumulative gain or loss within equity. All other changes in fair value of such liability are recognized in the statement of profit or loss. The company has not designated any financial liability as at fair

Loan and borrowings

This is the category most relevant to the company. After initial recognition, interest-bearing loans and borrowings are subsequently measured at amortised cost using the EIR method. Gains and losses are recognized in profit or loss when the liabilities are derecognised as well as through the EIR amortisation process.

Amortised cost is calculated by taking into account any discount or premium on acquisition and fees or costs that are an integral part of the EIR. The EIR amortisation is included as finance costs in the statement of profit and loss. This category generally applies to borrowings.

Reclassification of financial assets

The company determines classification of financial assets and liabilities on initial recognition. After initial recognition, no reclassification is made for financial assets which are equity instruments and financial liabilities. For financial assets which are debt instruments, a reclassification is made only if there is a change in the business model for managing those assets. Changes to the business model are expected to be infrequent. The company's senior management determines change in the business model as a result of external or internal changes which are significant to the company's operations. Such changes are evident to external parties. A change in the business model occurs when the company either begins or ceases to perform an activity that is significant to its operations. If the company reclassifies financial assets, it applies the reclassification prospectively from the reclassification date which is the first day of the immediately next reporting period following the change in business model. The group does not restate any previously recognized gains, losses (including impairment gains or losses) or interest.

Offsetting of financial instruments

Financial assets and financial liabilities are offset and the net amount is reported in the consolidated balance sheet if there is a currently enforceable legal right to offset the recognized amounts and there is an intention to settle on a net basis, to realise the assets and settle the liabilities simultaneously.

Derivative financial instruments

The Company uses derivative financial instruments, such as forward currency contracts, interest rate swaps and forward commodity contracts, to hedge its foreign currency risks, interest rate risks and commodity price risks, respectively. Such derivative financial instruments are initially recognized at fair value on the date on which a derivative contract is entered into and are subsequently re-measured at fair value. Derivatives are carried as financial assets when the fair value is positive and as financial liabilities when the fair value is negative. Any gains or losses arising from changes in the fair value of derivatives are taken directly to profit or loss.

Cash and cash equivalents

Cash and cash equivalent in the balance sheet comprise cash at banks and on hand and short-term deposits with an original maturity of three months or less, which are subject to an insignificant risk of changes in value.

For the purpose of the statement of cash flows, cash and cash equivalents consist of cash and short-term deposits, as defined above, net of outstanding bank overdrafts as they are considered an integral part of the Company's cash management.

Cash dividend and non-cash distribution to equity holders of the parent

Cash and cash equivalent in the balance sheet comprise cash at banks and on hand and short-term deposits with an original maturity of three months or less, which are subject to an insignificant risk of changes in value.

For the purpose of the statement of cash flows, cash and cash equivalents consist of cash and short-term deposits, as defined above, net of outstanding bank overdrafts as they are considered an integral part of the Company's cash management.

Foreign currencies

The financial statements are presented in INR, which is also the company's functional currency.



Transactions in foreign currencies are initially recorded by the Company at their respective functional currency spot rates at the date the transaction first qualifies for recognition. However, for practical reasons, the company uses an average rate if the average approximates the actual rate at the date of the transaction.

Monetary assets and liabilities denominated in foreign currencies are translated at the functional currency spot rates of exchange at the reporting date.

Exchange differences arising on settlement or translation of monetary items are recognized in profit or loss with the exception of the following:

- ▶ Exchange differences arising on monetary items that forms part of a reporting entity's net investment in a foreign operation are recognized in profit or loss in the separate financial statements of the reporting entity or the individual financial statements of the foreign operation, as appropriate. In the financial statements that include the foreign operation and the reporting entity (e.g., consolidated financial statements when the foreign operation is a subsidiary), such exchange differences are recognized initially in OCI. These exchange differences are reclassified from equity to profit or loss on disposal of the net investment.
- ▶ Exchange differences arising on monetary items that are designated as part of the hedge of the Group's net investment of a foreign operation. These are recognized in OCI until the net investment is disposed of, at which time, the cumulative amount is reclassified to profit or loss.
- ▶ Tax charges and credits attributable to exchange differences on those monetary items are also recorded in OCI.

Non-monetary items that are measured in terms of historical cost in a foreign currency are translated using the exchange

Fair value measurement

The Company measures financial instruments, such as, derivatives at fair value at each balance sheet date.

Fair value is the price that would be received to sell an asset or paid to transfer a liability in an orderly transaction between market participants at the measurement date. The fair value measurement is based on the presumption that the transaction to sell the asset or transfer the liability takes place either:

- a) In the principal market for the asset or liability, or
- b) In the absence of a principal market, in the most advantageous market for the asset or liability

The principal or the most advantageous market must be accessible by the company.

The fair value of an asset or a liability is measured using the assumptions that market participants would use when pricing the asset or liability, assuming that market participants act in their economic best interest.

A fair value measurement of a non-financial asset takes into account a market participant's ability to generate economic benefits by using the asset in its highest and best use or by selling it to another market participant that would use the asset in its highest and best use.

The Company uses valuation techniques that are appropriate in the circumstances and for which sufficient data are available to measure fair value, maximizing the use of relevant observable inputs and minimizing the use of unobservable inputs.

All assets and liabilities for which fair value is measured or disclosed in the financial statements are categorized within the fair value hierarchy, described as follows, based on the lowest level input that is significant to the fair value measurement as a whole:

Level 1 — Quoted (unadjusted) market prices in active markets for identical assets or liabilities

Level 2 — Valuation techniques for which the lowest level input that is significant to the fair value measurement is directly or indirectly observable

Level 3 — Valuation techniques for which the lowest level input that is significant to the fair value measurement is unobservable

The Company's Valuation Committee determines the policies and procedures for both recurring fair value measurement, such as derivative instruments and unquoted financial assets measured at fair value, and for non-recurring measurement, such as assets held for distribution in discontinued operations. The Valuation Committee comprises of the head of the investment properties segment, heads of the Company's internal mergers and acquisitions team, the head of the risk management department, financial controllers and chief finance officer.

External valuers are involved for valuation of significant assets, such as properties and unquoted financial assets, and significant liabilities, such as contingent consideration. Involvement of external valuers is decided upon annually by the Valuation Committee after discussion with and approval by the Company's Audit Committee. Selection criteria include market knowledge, reputation, independence and whether professional standards are maintained. Valuers are normally rotated every three years. The Valuation Committee decides, after discussions with the Group's external valuers, which valuation techniques and inputs to use for each case.

At each reporting date, the Valuation Committee analyses the movements in the values of assets and liabilities which are required to be remeasured or re-assessed as per the Company's accounting policies. For this analysis, the Valuation Committee verifies the major inputs applied in the latest valuation by agreeing the information in the valuation computation to contracts and other relevant documents.

The Valuation Committee, in conjunction with the Company's external valuers, also compares the change in the fair value of each asset and liability with relevant external sources to determine whether the change is reasonable.

On an interim basis, the Valuation Committee and the Company's external valuers present the valuation results to the Audit Committee and the Group's independent auditors. This includes a discussion of the major assumptions used in the valuation



For the purpose of fair value disclosures, the Group has determined classes of assets and liabilities on the basis of the nature, characteristics and risks of the asset or liability and the level of the fair value hierarchy as explained above.

This note summarizes accounting policy for fair value. Other fair value related disclosures are given in the relevant notes.

- a) Disclosures for valuation methods, significant estimates and assumptions
- b) Contingent consideration

Revenue recognition

Revenue is recognized to the extent that it is probable that the economic benefits will flow to the Company and the revenue can be reliably measured, regardless of when the payment is being made. Revenue is measured at the fair value of the consideration received or receivable, taking into account contractually defined terms of payment and excluding taxes or duties collected on behalf of the government. The Company has concluded that it is the principal in all of its revenue arrangements since it is the primary obligor in all the revenue arrangements as it has pricing latitude and is also exposed to inventory and credit risks.

Interest income

For all debt instruments measured either at amortised cost or at fair value through other comprehensive income, interest income is recorded using the effective interest rate (EIR). EIR is the rate that exactly discounts the estimated future cash payments or receipts over the expected life of the financial instrument or a shorter period, where appropriate, to the gross carrying amount of the financial asset or to the amortised cost of a financial liability. When calculating the effective interest rate, the Company estimates the expected cash flows by considering all the contractual terms of the financial instrument (for example, prepayment, extension, call and similar options) but does not consider the expected credit losses. Interest income is included in other income in the statement of profit and loss.

Dividends

Revenue is recognized when the Company's right to receive the payment is established, which is generally when shareholders approve the dividend.

Taxes on income

Current income tax

Tax expense comprises current and deferred tax.

Current income tax is measured at the amount expected to be paid to the tax authorities in accordance with the Income Tax Act, 1961

Current income tax assets and liabilities are measured at the amount expected to be recovered from or paid to the taxation authorities. The tax rates and tax laws used to compute the amount are those that are enacted or substantively enacted, at the reporting date.

Current income tax relating to items recognized outside profit or loss is recognized outside profit or loss (either in other comprehensive income or in equity). Current tax items are recognized in correlation to the underlying transaction either in OCI or directly in equity. Management periodically evaluates positions taken in the tax returns with respect to situations in which applicable tax regulations are subject to interpretation and establishes provisions where appropriate.

Deferred tax

Deferred tax is provided using the liability method on temporary differences between the tax bases of assets and liabilities and their carrying amounts for financial reporting purposes at the reporting date.


Deferred tax liabilities are recognized for all taxable temporary differences, except:

- a) When the deferred tax liability arises from the initial recognition of goodwill or an asset or liability in a transaction that is not a business combination and, at the time of the transaction, affects neither the accounting profit nor taxable profit or loss
- b) In respect of taxable temporary differences associated with investments in subsidiaries, associates and interests in joint ventures, when the timing of the reversal of the temporary differences can be controlled and it is probable that the temporary differences will not reverse in the foreseeable future

Deferred tax assets are recognized for all deductible temporary differences, the carry forward of unused tax credits and any unused tax losses. Deferred tax assets are recognized to the extent that it is probable that taxable profit will be available against which the deductible temporary differences, and the carry forward of unused tax credits and unused tax losses can be utilized, except:

- a) When the deferred tax asset relating to the deductible temporary difference arises from the initial recognition of an asset or liability in a transaction that is not a business combination and, at the time of the transaction, affects neither the accounting profit nor taxable profit or loss
- b) In respect of deductible temporary differences associated with investments in subsidiaries, associates and interests in joint ventures, deferred tax assets are recognized only to the extent that it is probable that the temporary differences will reverse in the foreseeable future and taxable profit will be available against which the temporary differences can be utilized

The carrying amount of deferred tax assets is reviewed at each reporting date and reduced to the extent that it is no longer probable that sufficient taxable profit will be available to allow all or part of the deferred tax asset to be utilized. Unrecognized deferred tax assets are re-assessed at each reporting date and are recognized to the extent that it has become probable that future taxable profits will allow the deferred tax asset to be recovered.



Deferred tax assets and liabilities are measured at the tax rates that are expected to apply in the year when the asset is realized or the liability is settled, based on tax rates (and tax laws) that have been enacted or substantively enacted at the reporting date.

Deferred tax relating to items recognized outside profit or loss is recognized outside profit or loss (either in other comprehensive income or in equity). Deferred tax items are recognized in correlation to the underlying transaction either in OCI or directly in equity.

Deferred tax assets and deferred tax liabilities are offset if a legally enforceable right exists to set off current tax assets against current tax liabilities and the deferred taxes relate to the same taxable entity and the same taxation authority.

Tax benefits acquired as part of a business combination, but not satisfying the criteria for separate recognition at that date, are recognized subsequently if new information about facts and circumstances change. Acquired deferred tax benefits recognized within the measurement period reduce goodwill related to that acquisition if they result from new information obtained about facts and circumstances existing at the acquisition date. If the carrying amount of goodwill is zero, any remaining deferred tax benefits are recognized in OCI/ capital reserve depending on the principle explained for bargain purchase gains. All other acquired tax benefits realized are recognized in profit or loss.

Sales/ value added taxes paid on acquisition of assets or on incurring expenses

Expenses and assets are recognized net of the amount of sales/ value added taxes paid, except:

- ▶ When the tax incurred on a purchase of assets or services is not recoverable from the taxation authority, in which case, the tax paid is recognized as part of the cost of acquisition of the asset or as part of the expense item, as applicable
- ▶ When receivables and payables are stated with the amount of tax included

The net amount of tax recoverable from, or payable to, the taxation authority is included as part of receivables or payables in the balance sheet.

Minimum Alternate Tax (MAT) paid in a year is charged to the Statement of profit and loss as current tax. The Company recognizes MAT credit available as an asset only to the extent that there is convincing evidence that the Company will pay normal income tax during the specified period, i.e., the period for which MAT credit is allowed to be carried forward. In the year in which the Company recognizes MAT credit as an asset in accordance with the Guidance Note on Accounting for Credit Available in respect of Minimum Alternative Tax under the Income-tax Act, 1961 issued by the Institute of Chartered Accountants of India, the said asset is created by way of credit to the Statement of profit and loss and shown as "MAT Credit Entitlement." The Company reviews the "MAT credit entitlement" asset at each reporting date and writes down the asset to the extent the Company does not have convincing evidence that it will pay normal tax during the specified period.

Earning per share

Basic Earnings Per Share is calculated by dividing the net profit or loss for the period attributable to equity shareholders by the weighted average number of equity shares outstanding during the period.

For the purpose of calculating Diluted Earnings Per Share, the net profit or loss for the period attributable to equity shareholders and the weighted average number of shares outstanding during the period are adjusted for the effects of all dilutive potential equity shares.



GMR Energy Projects (Mauritius) Limited
Notes to the financial statements as at March 31, 2017

3 Non current investments

Particulars	Ind AS 31-Mar-17 Amount in Rs.	Ind AS 31-Mar-16 Amount in Rs.	Ind AS 31-Mar-15 Amount in Rs.
Unquoted equity instruments- Available for sale			
4,99,800 Equity Shares of Rs. 10/- each fully paid up in GMR Generation Assets Ltd.	2,97,24,887.82	3,02,55,042.07	2,85,73,954.67
8,49,660 Equity Shares of Rs. 10/- each fully paid up in GMR Power Infra Limited	3,10,99,976.00	3,16,54,655.45	2,98,95,800.10
150912717(2016:80,954,162 Equity Shares of Rs. 10/- each fully paid up in GMR Energy Limited	2,91,34,79,614.40	11,01,70,50,066.77	10,40,49,00,000.00
Nil (2016: 69,190,000) Investment in Class A Preference Shares of USD 1 each of GMR Energy Mauritius Limited	-	4,61,98,16,300.00	3,40,46,09,400.00
Investment in GMR Energy (Cyprus) Limited	85,17,57,681.60	-	-
Deposit In Shares- GMR Energy (Cyprus) Limited	3,50,80,25,600.00	-	-
Investment in preference shares- Classified as debt			
650,000 CCPS has a face value of INR 1000 each and shall be converted in to Equity Share at a minimum price of INR 67 in GMR Energy Limited	-	95,95,74,171.49	90,62,56,530.14
	7,33,40,87,759.82	16,65,83,50,235.78	14,77,42,35,684.91



GMR Energy Projects (Mauritius) Limited
Notes to the financial statements as at March 31, 2017 - Ind AS

4 Loans

	Ind AS 31-Mar-17 Amount in Rs.	Ind AS 31-Mar-16 Amount in Rs.	Ind AS 31-Mar-15 Amount in Rs.
Security deposit - Rent	82,984	84,464	79,771
	82,984	84,464	79,771

5 Cash and short-term deposits

	Ind AS 31-Mar-17 Amount in Rs.	Ind AS 31-Mar-16 Amount in Rs.	Ind AS 31-Mar-15 Amount in Rs.
Cash and cash equivalents			
Balances with banks:			
- On current accounts	9,99,257	1,32,484	2,92,191
Other bank balances			
- Deposits with maturity for more than 3 months but less than 12 months		1,49,15,156	1,40,49,160
	9,99,257	1,50,47,640	1,43,41,351

6 Loans

	Ind AS 31-Mar-17 Amount in Rs.	Ind AS 31-Mar-16 Amount in Rs.	Ind AS 31-Mar-15 Amount in Rs.
Loan and advances to related parties (Unsecured)			
Loan to GMR Energy (Cyprus) Limited	1,31,20,000.00		
Loan to GMR Energy (Netherlands) B.V.	2,30,24,03,085		1,17,63,07,097
	2,31,55,23,085		

7 Other financial assets

	Ind AS 31-Mar-17 Amount in Rs.	Ind AS 31-Mar-16 Amount in Rs.	Ind AS 31-Mar-15 Amount in Rs.
Interest receivable	4,49,23,274	1,956	12,08,996
	4,49,23,274	1,956	12,08,996

8 Other current assets

	Ind AS 31-Mar-17 Amount in Rs.	Ind AS 31-Mar-16 Amount in Rs.	Ind AS 31-Mar-15 Amount in Rs.
Prepaid expenses	1,33,660.00	30,042.49	
	1,33,660.00	30,042.49	

9 Share capital

Issued equity capital

10,000 Ordinary Shares of no par value

Closing Balance

Number	31-Mar-17 Amount in Rs.	31-Mar-16 Amount in Rs.	31-Mar-15 Amount in Rs.
10,000.00	6,56,000	6,67,700	6,30,600
10,000.00	6,56,000	6,67,700	6,30,600

10 Other equity

Foreign Currency Translation Gain/(Loss)
Closing Balance

Surplus in the statement of profit and loss

Opening Balance

(Loss)/Profit for the year

Net surplus in the statement of profit and loss

	Ind AS 31-Mar-17 Amount in Rs.	Ind AS 31-Mar-16 Amount in Rs.	Ind AS 31-Mar-15 Amount in Rs.
Foreign Currency Translation Gain/(Loss) Closing Balance	31,55,59,898	(18,68,871)	14,19,020
Surplus in the statement of profit and loss			
Opening Balance	(19,58,10,949)	(1,00,52,306)	(17,53,940)
(Loss)/Profit for the year	(9,38,71,39,537)	(18,57,58,643)	(82,98,366)
Net surplus in the statement of profit and loss	(9,58,29,50,486)	(19,58,10,949)	(1,00,52,306)
	(9,26,73,90,588)	(19,76,79,820)	(86,33,286)

11 Other financial liabilities

Current

Short term borrowing from related companies

Interest accrued and not due on borrowings

Total current other financial liabilities

	Ind AS 31-Mar-17 Amount in Rs.	Ind AS 31-Mar-16 Amount in Rs.	Ind AS 31-Mar-15 Amount in Rs.
Short term borrowing from related companies	18,49,98,34,109	16,66,94,61,963	15,96,08,66,964
Interest accrued and not due on borrowings	39,60,10,657	19,83,91,817	1,18,26,319
Total current other financial liabilities	18,89,58,44,766	16,86,78,53,780	15,97,26,93,283

12 Trade payables

Sundry Creditors

	Ind AS 31-Mar-17 Amount in Rs.	Ind AS 31-Mar-16 Amount in Rs.	Ind AS 31-Mar-15 Amount in Rs.
Sundry Creditors	6,66,39,841	26,72,678	14,82,303
	6,66,39,841	26,72,678	14,82,303



GMR Energy Projects (Mauritius) Limited
Notes to the financial statements as at March 31, 2017 - Ind AS

13 Other Income

	Ind AS 31-Mar-17 Amount in Rs.	Ind AS 31-Mar-16 Amount in Rs.
Interest Income from bank deposits(gross)	(805)	36,748
Interest Income from inter corporate deposits	86,65,167	53,633
	86,64,362	90,382

14 Finance costs

	Ind AS 31-Mar-17 Amount in Rs.	Ind AS 31-Mar-16 Amount in Rs.
Interest expenses	19,24,43,553	18,24,69,397
Bank and other finance charges	83,548	44,654
Exchange difference (net)	2,249	-
	19,25,29,349	18,25,14,051

15 Other expenses

	Ind AS 31-Mar-17 Amount in Rs.	Ind AS 31-Mar-16 Amount in Rs.
Directors' fees	2,71,480	2,63,080
Secretarial fees	1,01,805	98,655
Administration fees	3,59,711	6,577
License fees	1,39,134	1,34,829
Rent	3,89,913	3,74,593
Accounts fee	5,39,567	5,22,872
Tax fees	1,83,249	1,57,848
Sundry expenses	12,21,660	15,12,710
Legal fee & Other Professional fee	2,99,73,290	5,006
Misc. Expenses	44,116	39,462
Audit fees	2,34,152	2,19,343
Consultant Fees	1,01,80,500	-
	4,36,38,575	33,34,974



GMR ENERGY PROJECTS(MAURITIUS) LIMITED
NOTES TO THE FINANCIAL STATEMENTS FOR THE YEAR ENDED 31 MARCH 2017

16 Significant accounting judgements, estimates and assumptions

The preparation of the company's financial statements requires management to make judgements, estimates and assumptions that affect the reported amounts of revenues, expenses, assets and liabilities, and the accompanying disclosures, and the disclosure of contingent liabilities. Uncertainty about these assumptions and estimates could result in outcomes that require a material adjustment to the carrying amount of assets or liabilities affected in future periods.

ESTIMATES AND ASSUMPTIONS

The key assumptions concerning the future and other key sources of estimation uncertainty at the reporting date, that have a significant risk of causing a material adjustment to the carrying amounts of assets and liabilities within the next financial year, are described below. The company based its assumptions and estimates on parameters available when the consolidated financial statements were prepared. Existing circumstances and assumptions about future developments, however, may change due to market changes or circumstances arising that are beyond the control of the company. Such changes are reflected in the assumptions when they occur.

Taxes

Deferred tax assets are recognised for unused tax losses to the extent that it is probable that taxable profit will be available against which the losses can be utilised. Significant management judgement is required to determine the amount of deferred tax assets that can be recognised, based upon the likely timing and the level of future taxable profits together with future tax planning strategies.

Contingencies

Contingent liabilities may arise from the ordinary course of business in relation to claims against the Company, including legal, contractor, land access and other claims. By their nature, contingencies will be resolved only when one or more uncertain future events occur or fail to occur. The assessment of the existence, and potential quantum, of contingencies inherently involves the exercise of significant judgement and the use of estimates regarding the outcome of future events.

Fair value measurement of financial instruments

When the fair values of financial assets and financial liabilities recorded in the balance sheet cannot be measured based on quoted prices in active markets, their fair value is measured using valuation techniques including the DCF model. The inputs to these models are taken from observable markets where possible, but where this is not feasible, a degree of judgement is required in establishing fair values. Judgements include considerations of inputs such as liquidity risk, credit risk and volatility. Changes in assumptions about these factors could affect the reported fair value of financial instruments.

17 Commitments and Contingencies

I Lease arrangements: Company as lessee

None

II Contingent Liabilities

a Claims made against the company not acknowledged as debts

None

b Guarantees other than financial guarantee

None

c Guarantees excluding financial

None

IV Commitments

None



18 Segment Information

The company is engaged primarily in the business of investing into other projects. As the basic nature of the activities is governed by the same set of risk and returns these have been grouped as a single business segment. Accordingly separate primary and secondary segment reporting disclosures as envisaged in on Segmental Reporting Ind AS 108 issued by the ICAI are not applicable to the present activities of the company.

19 First Time Adoption of Ind AS

These financial statements, for the year ended 31 March 2016, are the first, the company has prepared in accordance with Ind AS. For periods up to and including the year ended 31 March 2015, the company prepared its financial statements in accordance with accounting standards notified under section 133 of the Companies Act 2013, read together with paragraph 7 of the Companies (Accounts) Rules, 2014 (Indian GAAP).

Accordingly, the company has prepared financial statements which comply with Ind AS applicable for periods ending on 31 March 2017, together with the comparative period data as at and for the year ended 31 March 2016, as described in the summary of significant accounting policies. In preparing these financial statements, the company's opening balance sheet was prepared as at 1 April 2015, the company's date of transition to Ind AS. This note explains the principal adjustments made by the company in restating its Indian GAAP financial statements, including the balance sheet as at 1 April 2015 and the financial statements as at and for the year ended 31 March 2016 and 31 March 2017.

Exemptions applied

I Mandatory exemptions

Estimates

The estimates at 1 April 2015 and at 31 March 2016 are consistent with those made for the same dates in accordance with Indian GAAP (after adjustments to reflect any differences in accounting policies) apart from the following items where application of Indian GAAP did not require estimation:

- Impairment of financial assets based on expected credit loss model

The estimates used by the company to present these amounts in accordance with Ind AS reflect conditions at 1 April 2015, the date of transition **Impairment of financial assets: (Trade receivables and other financial assets)**

At the date of transition to Ind ASs, the Company has determined that there significant increase in credit risk since the initial recognition of a financial instrument would require undue cost or effort, the Company has recognised a loss allowance at an amount equal to lifetime expected credit losses at each reporting date until that financial instrument is derecognised (unless that financial instrument is low credit risk at a reporting date).

De-recognition of financial assets and liabilities

The Company has elected to apply the de-recognition provisions of Ind AS 109 prospectively from the date of transition to Ind AS.

Classification and measurement of Financial assets

The Company has classified the financial assets in accordance with Ind AS 109 on the basis of facts and circumstances that exist at the date of transition to Ind AS.

II Optional exemptions

Fair value measurement of financial assets or financial liabilities (Ind AS 101.D20)

First-time adopters may apply Ind AS 109 to day one gain or loss provisions prospectively to transactions occurring on or after the date of transition to Ind AS. Therefore, unless a first-time adopter elects to apply Ind AS 109 retrospectively to day one gain or loss transactions, transactions that occurred prior to the date of transition to Ind AS do not need to be retrospectively restated.

20 Other Disclosures

Foreseeable losses

The Company did not have any long-term contracts including derivative contracts for which there were any material foreseeable losses. There are no micro and small enterprises to which the company owes dues which are outstanding for more than 45 days as at March 31, 2017. This information as required to be disclosed under the Micro Small and Medium Enterprises Development Act 2006 has been determined to the extent such parties have been identified on the basis of information available with the company



21 Related party transactions

(a) name of related parties and description of relationship with whom the company has transactions

(i)	enterprise that control the entity	GMR Infrastructure Limited (GIL) (Ultimate Holding Company) GMR Energy(Global) Limited (Immediate Holding Company)
(ii)	Subsidiary Companies	GMR Energy (Cyprus) Ltd
(iii)	Fellow Subsidiary Companies	GMR Vemagiri Power Generation Limited GMR (Badrinath) Hydro Power Generation GMR Mining and Energy Private Limited(GMEPL) GMR Kamalanga Energy Limited(GKEL) GMR Consulting Services Private Limited Himtal Hydropower Company Private Limited GMR Upper Karnali Hydropower Limited(GUKL) GMR Coastal Energy Private Limited(GMRCEPL) GMR Bajoli Holi Hydropower Private Limited GMR Londa Hydropower Private Limited(GLHPL) GMR Chhattisgarh Energy Limited(GCEL) GMR Kakinada Energy Private Limited (Formerly GMR Power Corporation Limited Badrinath Hydro Power Generation Pvt. Emco Energy Limited SJK Powergen Limited GMR Upper Karnali Hydropower Limited(GUKL) GMR Rajahmundry Energy Limited GMR Maharashtra Energy Limited GMR Bundelkhand Energy Private Limited GMR Uttar Pradesh Energy Limited GMR Hosur Energy Limited Homeland Energy Group Limited GMR Indo-Nepal Power Corridors Limited GMR Gujarat Solar Power Private Limited Karnali Transmission Company Private Limited Marsyangdi Transmission Company Private
(iv)	Associate Companies	GMR Generation Assets Ltd GMR Power Infra Limited
(v)	Enterprises where key management personnel and their relative exercise significant influence	NA
(vi)	Key Management Personnel	NA

(b) During the year under review the company had the following transactions with related parties

Receivable - Sy. Debtors /Interest accrued but not due /deposits paid

Counter party group company	Nature of transaction	31-Mar-17	31-Mar-16
GMR Energy (Netherlands) B.V.	Other Assets-Interest Receivable	1,46,63,634	-
GMR Energy (Cyprus) Ltd	Other Assets-Interest Receivable	3,02,60,230	-

Payables - Sy. Creditors/Interest accrued but not due /deposits Received

Counter party group company	Nature of transaction	31-Mar-17	31-Mar-16
GMR Infrastructure (Overseas) Limited	Interest Payable	1,56,20,999	1,33,60,955.00
GMR Infrastructure Singapore Pte. Ltd	Interest Payable	36,29,52,926	18,50,30,863.00
GMR Infrastructure (Overseas) Limited	Loan from Group Company	6,56,00,000	6,67,70,000.00
GMR Infrastructure Singapore Pte. Ltd	Loan from Group Company	16,36,74,40,509	16,36,51,04,409
GMR Energy (Netherlands) B.V.	Loan from Group Company	6,52,25,949	23,75,87,554.00
GMR Infrastructure(Mauritius) Ltd	Loan from Group Company	1,80,24,25,600	-
GADL International Ltd	Loan from Group Company	26,43,68,000	-
GADL International Ltd	Interest Payable	1,74,36,731	-



Share capital and share application money

Counter party group company	Nature of transection	31-Mar-17	31-Mar-16
GMR Energy(Global) Limited	Share Capital	656,000.00	667,700.00

Loan to subsidiaries / advances to SAM/ advances to subsidiaries

Counter party group company	Nature of transection	31-Mar-17	31-Mar-16
GMR Generation Assets Ltd	Investment in Equity Shares	29,724,869	30,255,023
GMR Power Infra Limited	Investment in Equity Shares	31,099,976	31,654,655
GMR Energy Limited	Investment in Equity Shares	2,913,479,680	11,017,050,067
GMR Energy (Cyprus) Limited	Investment in Equity Shares	851,757,682	-
GMR Energy (Cyprus) Limited	Investment - Share application money	3,508,025,600	-
GMR Energy (Mauritius) Limited	Investment in RPS	-	4,619,816,300
GMR Energy Limited	Investment in CCPS	-	959,574,171
GMR Energy (Netherlands) B.V.	Short Term Loan	2,302,403,085	-
GMR Energy(Cyprus) Ltd	Short Term Loan	13,120,000	-


Income/Expenses from related parties

Counter party group company	Nature of transection	31-Mar-17	31-Mar-16
Income			
GMR Energy (Netherlands) B.V.	Interest Income	8,083,208.64	53,633.00
GMR Energy (Cyprus) Limited	Interest Income	576,130.90	-
Expenditure			
GMR Infrastructure (Overseas) Limited	Interest Expense	2,578,584.22	2,507,481.00
GMR Infrastructure Singapore Pte. Ltd	Interest Expense	187,295,238.64	179,961,916.00
GADI International Ltd	Interest Expense	2,427,956.00	-

For S Sanketh and Co

ICAI firm registration number: 0166485

Chartered Accountants



Shankar Sanketh

Partner

Membership number:076939

Place:

Date:

For and on behalf of the Board of Directors

GMR Energy Projects(Mauritius) Limited

Director

Place:

Date:

