



**Independent Auditor's Report on Audit of Special Purpose Financial Information**

To  
The Board of Directors of  
**GMR Hyderabad Aerotropolis Limited**

**Opinion**

1. We have audited the accompanying Special Purpose Financial Information of M/s. **GMR Hyderabad Aerotropolis Limited** ('the Company') comprising 'Statement of Financial Results' for the year ended March 31, 2023 along with explanatory note thereon ("Special Purpose Financial Information") prepared by the Company's management to assist the management of the GMR Airports Infrastructure Limited (Intermediate Parent Company) in the preparation of its consolidated financial results for the three months and year ended March 31, 2023 pursuant to the requirements of Regulation 33 of the SEBI (Listing Obligations and Disclosure Requirements) Regulations, 2015 (as amended) ('Listing Regulations'), including relevant circulars issued by the SEBI from time to time.
2. In our opinion and to the best of our information and according to the explanations given to us, the Special Purpose Financial Information:
  - (i) presents financial results in accordance with the requirements of Regulation 33 of the Listing Regulations; and
  - (ii) gives a true and fair view in conformity with the applicable Indian Accounting Standards ('Ind AS') prescribed under Section 133 of the Companies Act, 2013 ('the Act'), read with relevant rules issued thereunder, and other accounting principles generally accepted in India, of the net loss after tax and other comprehensive income and other financial information of the Company for the three months and year ended March 31, 2023.

**Basis for Opinion**

3. We conducted our audit in accordance with the Standards on Auditing ('SAs') specified under section 143(10) of the Act. Our responsibilities under those standards are further described in the *Auditor's Responsibilities for the Audit of the Special Purpose Financial Information* section of our report. We are independent of the Company in accordance with the Code of Ethics issued by the Institute of Chartered Accountants of India ('the ICAI') together with the ethical requirements that are relevant to our audit of the Special Purpose Financial Information under the provisions of the Act and the rules thereunder, and we have fulfilled our other ethical responsibilities in accordance with these requirements and the Code of Ethics. We believe that the audit evidence obtained by us, is sufficient and appropriate to provide a basis for our opinion.



**Management Responsibilities for the Special Purpose Financial Information**

4. This Special Purpose Financial Information has been prepared on the basis of the annual audited financial statements. The Company's Board of Directors is responsible for the preparation and presentation of the Special Purpose Financial Information that gives a true and fair view of the financial performance including other comprehensive income and other financial information of the Company in accordance with the accounting principles generally accepted in India, including Ind AS prescribed under Section 133 of the Act, read with relevant rules issued thereunder and other accounting principles generally accepted in India, and in compliance with Regulation 33 of the Listing Regulations. This responsibility also includes maintenance of adequate accounting records in accordance with the provisions of the Act for safeguarding of the assets of the Company and for preventing and detecting frauds and other irregularities; selection and application of appropriate accounting policies; making judgments and estimates that are reasonable and prudent; and design, implementation and maintenance of adequate internal financial controls that were operating effectively for ensuring the accuracy and completeness of the accounting records, relevant to the preparation and presentation of the Special Purpose Financial Information that gives a true and fair view and is free from material misstatement, whether due to fraud or error.
5. In preparing the Special Purpose Financial Information, the Board of Directors is responsible for assessing the Company's ability to continue as a going concern, disclosing, as applicable, matters related to going concern, and using the going concern basis of accounting unless the Board of Directors either intends to liquidate the Company or to cease operations, or has no realistic alternative but to do so.
6. The Board of Directors is also responsible for overseeing the Company's financial reporting process.

**Auditor's Responsibilities for the Audit of the Special Purpose Financial Information**

7. Our objectives are to obtain reasonable assurance about whether the Special Purpose Financial Information as a whole is free from material misstatement, whether due to fraud or error, and to issue an auditor's report that includes our opinion. Reasonable assurance is a high level of assurance but is not a guarantee that an audit conducted in accordance with Standards on Auditing, specified under section 143(10) of the Act, will always detect a material misstatement when it exists. Misstatements can arise from fraud or error and are considered material if, individually or in the aggregate, they could reasonably be expected to influence the economic decisions of users taken on the basis of this Special Purpose Financial Information.
8. As part of an audit in accordance with the Standards on Auditing, we exercise professional judgment and maintain professional skepticism throughout the audit. We also:
  - Identify and assess the risks of material misstatement of the Special Purpose Financial Information, whether due to fraud or error, design and perform audit procedures responsive to those risks, and obtain audit evidence that is sufficient and appropriate to provide a basis for our opinion. The risk of not detecting a material misstatement resulting from fraud is higher than for one resulting from error, as fraud may involve collusion, forgery, intentional omissions, misrepresentations, or the override of internal control.



- Obtain an understanding of internal control relevant to the audit in order to design audit procedures that are appropriate in the circumstances. Under Section 143(3)(i) of the Act, we are also responsible for expressing our opinion on whether the Company has in place an adequate internal financial controls system over financial reporting and the operating effectiveness of such controls.
  - Evaluate the appropriateness of accounting policies used and the reasonableness of accounting estimates and related disclosures made by the management.
  - Conclude on the appropriateness of the management's use of the going concern basis of accounting and, based on the audit evidence obtained, whether a material uncertainty exists related to events or conditions that may cast significant doubt on the Company's ability to continue as a going concern. If we conclude that a material uncertainty exists, we are required to draw attention in our auditor's report to the related disclosures in the Special Purpose Financial Information or, if such disclosures are inadequate, to modify our opinion. Our conclusions are based on the audit evidence obtained up to the date of our auditor's report. However, future events or conditions may cause the Company to cease to continue as a going concern.
  - Evaluate the overall presentation, structure and content of the Special Purpose Financial Information, including the disclosures, and whether the Special Purpose Financial Information represents the underlying transactions and events in a manner that achieves fair presentation.
9. Materiality is the magnitude of misstatements in the Special Purpose Financial Information that, individually or in aggregate, makes it probable that the economic decisions of a reasonably knowledgeable user of the Special Purpose Financial Information may be influenced. We consider quantitative materiality and qualitative factors in (i) planning the scope of our audit work and in evaluating the results of our work; and (ii) to evaluate the effect of any identified misstatements in the Special Purpose Financial Information.
10. We communicate with those charged with governance regarding, among other matters, the planned scope and timing of the audit and significant audit findings, including any significant deficiencies in internal control that we identify during our audit.
11. We also provide those charged with governance with a Special Purpose Financial Information that we have complied with relevant ethical requirements regarding independence, and to communicate with them all relationships and other matters that may reasonably be thought to bear on our independence, and where applicable, related safeguards.

**Other Matter(s)**

12. The Special Purpose Financial Information includes the financial information for the quarter ended March 31, 2023, and March 31, 2022, being the balancing figures between the audited figures in respect of the full financial year and the unaudited year-to-date figures up to the third quarter of the respective financial years, which were subject to limited review by us.

Our opinion is not modified in respect of the above matter.



**Restriction on distribution or use**

13. The Special Purpose Financial Information has been prepared by the Company's Management to assist the management of the GMR Airports Infrastructure Limited (GIL) in the preparation of its consolidated financial results for the three months and year ended March 31, 2023 pursuant to the requirements of Regulation 33 of the SEBI (Listing Obligations and Disclosure Requirements) Regulations, 2015 (as amended), including relevant circulars issued by the SEBI from time to time, and therefore, it may not be suitable for any other purpose. This report is issued solely for the aforementioned purpose and for the use of the group auditors, M/s Walker Chandiok & Co LLP, in their audit of consolidated financial statements of GIL, and accordingly should not be used, referred to or distributed for any other purpose or to any other party without our prior written consent. Further, we do not accept or assume any liability or any duty of care for any other purpose for which or to any other person to whom this report is shown or into whose hands it may come without our prior consent in writing.

For K.S. Rao & Co.,  
Chartered Accountants  
ICAI Firm Registration No: 003109S

*Hitesh Kumar P*

Hitesh Kumar P  
Partner  
Membership No. 233734  
UDIN: 23233734BGRCMI9165

Place: Hyderabad  
Date: April 18, 2023





**INDEPENDENT AUDITOR'S REPORT**

**To The Members of GMR Hyderabad Aerotropolis Limited**

**Report on the Audit of Financial Statements**

**Opinion**


1. We have audited the accompanying financial statements of M/s. GMR Hyderabad Aerotropolis Limited (the "Company"), which comprise the Balance Sheet as at March 31, 2023, the Statement of Profit and Loss (including Other Comprehensive Income), the Statement of Changes in Equity and the Statement of Cash Flows for the year then ended, and a summary of the significant accounting policies and other explanatory information. (Hereinafter referred to as "financial statements").
2. In our opinion and to the best of our information and according to the explanations given to us, the aforesaid financial statements for the year ended March 31, 2023 give the information required by the Companies Act, 2013 ('Act') in the manner so required and give a true and fair view in conformity with the accounting principles generally accepted in India including Indian Accounting Standards ('Ind AS') specified under section 133 of the Act, of the state of affairs (financial position) of the company as at March 31, 2023, and its loss (financial performance including other comprehensive income), its cash flows and the changes in equity for the year ended on that date.

**Basis for Opinion:**

3. We conducted our audit in accordance with the Standards on Auditing (SAs) specified under section 143(10) of the Act. Our responsibilities under those Standards are further described in the *Auditor's Responsibilities for the Audit of the Financial Statements* section of our report. We are independent of the Company in accordance with the Code of Ethics issued by the Institute of Chartered Accountants of India ('ICAI') together with the ethical requirements that are relevant to our audit of the financial statements under the provisions of the Act and the rules thereunder, and we have fulfilled our other ethical responsibilities in accordance with these requirements and the Code of Ethics. We believe that the audit evidence we have obtained is sufficient and appropriate to provide a basis for our opinion.

**Information Other than the Financial Statements and Auditor's Report thereon:**

4. The Company's Board of Directors is responsible for the other information. The other information comprises the information included in the Annual Report, but does not include the financial statements and our auditor's report thereon. The Annual Report is expected to be made available to us after the date of this auditor's report.



Our opinion on the financial statements does not cover the other information and we will not express any form of assurance conclusion thereon.

In connection with our audit of the financial statements, our responsibility is to read the other information identified above when it becomes available and, in doing so, consider whether the other information is materially inconsistent with the financial statements or our knowledge obtained in the audit or otherwise appears to be materially misstated.

When we read the Annual Report, if we conclude that there is a material misstatement therein, we are required to communicate the matter to those charged with governance.

**Responsibilities of Management and Those Charged with Governance for the Financial Statements:**

5. The accompanying financial statements have been approved by the Company's Board of Directors. The Company's Board of Directors is responsible for the matters stated in Section 134(5) of the Act with respect to the preparation of these financial statements that give a true and fair view of the financial position, financial performance including other comprehensive income, changes in equity and cash flows of the Company in accordance with the accounting principles generally accepted in India, including the Indian Accounting Standards (Ind AS) specified under section 133 of the Act and other accounting principles generally accepted in India. This responsibility also includes maintenance of adequate accounting records in accordance with the provisions of the Act for safeguarding of the assets of the Company and for preventing and detecting frauds and other irregularities; selection and application of appropriate accounting policies; making judgements and estimates that are reasonable and prudent; and design, implementation and maintenance of adequate internal financial controls, that were operating effectively for ensuring the accuracy and completeness of accounting records, relevant to the preparation and presentation of the financial statements that give a true and fair view and are free from material misstatement, whether due to fraud or error.
6. In preparing the financial statements, the Board of Directors is responsible for assessing the Company's ability to continue as a going concern, disclosing, as applicable, matters related to going concern and using the going concern basis of accounting unless management either intends to liquidate the Company or to cease operations, or has no realistic alternative but to do so.
7. The Board of Directors are also responsible for overseeing the Company's financial reporting process.

**Auditor's Responsibilities for the Audit of the Financial Statements:**

8. Our objectives are to obtain reasonable assurance about whether the financial statements as a whole are free from material misstatement, whether due to fraud or error, and to issue an auditor's report that includes our opinion. Reasonable assurance is a high level of assurance but is not a guarantee that an audit conducted in accordance with SAs will always detect a material misstatement when it exists. Misstatements can arise from fraud or error and are considered



material if, individually or in the aggregate, they could reasonably be expected to influence the economic decisions of users taken on the basis of these financial statements.

9. As part of an audit in accordance with SAs, we exercise professional judgment and maintain professional skepticism throughout the audit. We also:
- (i) Identify and assess the risks of material misstatement of the financial statements, whether due to fraud or error, design and perform audit procedures responsive to those risks, and obtain audit evidence that is sufficient and appropriate to provide a basis for our opinion. The risk of not detecting a material misstatement resulting from fraud is higher than for one resulting from error, as fraud may involve collusion, forgery, intentional omissions, misrepresentations, or the override of internal control.
  - (ii) Obtain an understanding of internal control relevant to the audit in order to design audit procedures that are appropriate in the circumstances. Under section 143(3)(i) of the Act, we are also responsible for expressing our opinion on whether the Company has adequate internal financial controls system in place and the operating effectiveness of such controls.
  - (iii) Evaluate the appropriateness of accounting policies used and the reasonableness of accounting estimates and related disclosures made by management.
  - (iv) Conclude on the appropriateness of management's use of the going concern basis of accounting and, based on the audit evidence obtained, whether a material uncertainty exists related to events or conditions that may cast significant doubt on the Company's ability to continue as a going concern. If we conclude that a material uncertainty exists, we are required to draw attention in our auditor's report to the related disclosures in the financial statements or, if such disclosures are inadequate, to modify our opinion. Our conclusions are based on the audit evidence obtained up to the date of our auditor's report. However, future events or conditions may cause the Company to cease to continue as a going concern.
  - (v) Evaluate the overall presentation, structure and content of the financial statements, including the disclosures, and whether the financial statements represent the underlying transactions and events in a manner that achieves fair presentation.
10. Materiality is the magnitude of misstatements in the financial statements that, individually or in aggregate, makes it probable that the economic decisions of a reasonably knowledgeable user of the financial statements may be influenced. We consider quantitative materiality and qualitative factors in (i) planning the scope of our audit work and in evaluating the results of our work; and (ii) to evaluate the effect of any identified misstatements in the financial statements.
11. We communicate with those charged with governance regarding, among other matters, the planned scope and timing of the audit and significant audit findings, including any significant deficiencies in internal control that we identify during our audit.



12. We also provide those charged with governance with a statement that we have complied with relevant ethical requirements regarding independence, and to communicate with them all relationships and other matters that may reasonably be thought to bear on our independence, and where applicable, related safeguards.

**Report on Other Legal and Regulatory Requirements:**

13. With respect to the other matters to be included in the Auditor's Report in accordance with the requirements of section 197(16) of the Act, as amended:

In our opinion and to the best of our information and according to the explanations given to us, the company has not paid any remuneration.

14. As required by the Companies (Auditor's Report) Order, 2020 ("the Order"), issued by the Central Government of India in terms of sub section (11) of section 143 of the Companies Act, 2013, we give in "Appendix - A" a statement on the matters specified in paragraphs 3 and 4 of the Order, to the extent applicable.
15. As required by Section 143(3) of the Act, we report that:
- a) We have sought and obtained all the information and explanations which to the best of our knowledge and belief were necessary for the purposes of our audit.
  - b) In our opinion, proper books of account as required by law have been kept by the Company so far as it appears from our examination of those books.
  - c) The Balance Sheet, the Statement of Profit and Loss (including Other Comprehensive Income), Statement of Changes in Equity and the Statement of Cash Flow dealt with by this Report are in agreement with the books of account.
  - d) In our opinion, the aforesaid financial statements comply with the Indian Accounting Standards specified under Section 133 of the Act read with the Companies (Indian Accounting Standards) Rules, 2015, as amended.
  - e) On the basis of written representations received from the directors as on March 31, 2023 taken on record by the board of directors, none of the directors are disqualified as on March 31, 2023 from being appointed as directors in terms of section 164(2) of the Act.
  - f) With respect to the adequacy of the internal financial controls with reference to financial statements of the Company and the operating effectiveness of such controls, refer to our separate report in "Appendix-B". Our report expresses an unmodified opinion on the adequacy and operating effectiveness of the Company's internal financial controls with reference to financial statements.





- g) With respect to the other matters to be included in the Auditor's Report in accordance with Rule 11 of the Companies (Audit and Auditors) Rules, 2014, as amended, in our opinion and to the best of our information and according to the explanations given to us:
- i. The Company has disclosed the impact of pending litigations on its financial position in its financial statements – (Refer Note 46 to the financial statements),
  - ii. The Company did not have any long-term contracts including derivative contracts for which there were any material foreseeable losses;
  - iii. There were no amounts required to be transferred to the Investor Education and Protection Fund by the Company during the year ended March 31, 2023.
  - iv.
    - a. The management has represented that, to the best of its knowledge and belief, no funds have been advanced or loaned or invested (either from borrowed funds or securities premium or any other sources or kind of funds) by the Company to or in any persons or entities, including foreign entities ('the intermediaries'), with the understanding, whether recorded in writing or otherwise, that the intermediary shall, whether, directly or indirectly lend or invest in other persons or entities identified in any manner whatsoever by or on behalf of the Company ('the Ultimate Beneficiaries') or provide any guarantee, security or the like on behalf the Ultimate Beneficiaries;
    - b. The management has represented that, to the best of its knowledge and belief, no funds have been received by the Company from any persons or entities, including foreign entities ('the Funding Parties'), with the understanding, whether recorded in writing or otherwise, that the Company shall, whether directly or indirectly, lend or invest in other persons or entities identified in any manner whatsoever by or on behalf of the Funding Party ('Ultimate Beneficiaries') or provide any guarantee, security or the like on behalf of the Ultimate Beneficiaries; and
    - c. Based on such audit procedures performed as considered reasonable and appropriate in the circumstances, nothing has come to our attention that causes us to believe that the management representations under sub-clauses (a) and (b) above contain any material misstatement.



- v. The Company has not declared or paid any dividend during the year ended March 31, 2023.
- vi. Proviso to Rule 3(1) of the Companies (Accounts) Rules, 2014 for maintaining books of account using accounting software which has a feature of recording audit trail (edit log) facility is applicable to the Company with effect from April 1, 2023, and accordingly, reporting under Rule 11(g) of Companies (Audit and Auditors) Rules, 2014 is not applicable for the financial year ended March 31, 2023.

For K.S. Rao & Co.,  
Chartered Accountants  
ICAI Firm Registration No: 003109S

*Hitesh Kumar P*

Hitesh Kumar P  
Partner  
Membership No. 233734  
UDIN No: 23233734BGRCMF5472

Place: Hyderabad  
Date: April 18, 2023



**Appendix - A to the Independent Auditor's Report**

The Appendix referred to in Independent Auditor's Report to the members of the Company on the financial statements for the year ended March 31, 2023, we report that:

(i) In respect of the Company's Property, Plant and Equipment and Intangible Assets

a)

A. The Company has maintained proper records showing full particulars, including quantitative details and situation of Property, Plant and Equipment ('PPE') and relevant details of Right-of-use assets.

B. The Company has maintained proper records showing full particulars of intangible assets.

b) The Company has the program of physical verification of PPE and right-to-use assets so to cover all the assets once every three years and no such material discrepancies identified on such verification which, in our opinion, is reasonable having regard to the size of the Company and the nature of its assets.

c) According to the information and explanations given to us and on the basis of our examination of the records of the Company, the title deeds of immovable properties are held in the name of the Company other than properties where the Company is the lessee and the lease agreements are duly executed in favour of the lessee.

d) The Company has not revalued any of its Property, Plant and Equipment (including right-of-use assets) and intangibles during the year.

e) No proceedings have been initiated during the year or are pending against the Company as at March 31, 2023 for holding any benami property under the Benami Transactions (Prohibition) Act, 1988 (as amended in 2016) and rules made thereunder.

(ii)

a) As per the information and explanations provided to us, the Company does not involve in the purchase or sale of inventory and accordingly reporting under this clause is not applicable.

b) As per the information and explanations provided to us, the Company has not obtained any working capital loan during the year and accordingly reporting under this clause is not applicable.



- (iii)
- a) The Company has not provided loans or advances in the nature of loans or stood guarantee or provided security to any other entity during the year.
  - b) According to the information and explanations provided to us, in our opinion, the investments made and the terms and conditions of the grant of loans, during the year are, prima facie, not prejudicial to the Company's interest.
  - c) In respect of loans and advances in the nature of loans granted by the Company, the schedule of repayment of principal and payment of interest has been stipulated and the repayments/receipts of principal and interest are regular.
  - d) In respect of investments made by the Company, there is no overdue amount remaining outstanding as at the balance sheet date.
  - e) According to the information and explanations provided to us, the Company has not granted loans which had fallen due during the year and were repaid on or before the due date.
  - f) The Company has not granted any loans or advances in the nature of loans either repayable on demand or without specifying any terms or period of repayment during the year. Hence, reporting under clause 3(iii)(f) is not applicable.
- (iv) The Company has complied with the provisions of Section 186 of the Companies Act, 2013 in respect of investments made, as applicable. In our opinion and according to the information and explanations given to us, the Company has no loans which meets the requirements of section 185 of the Act.
- (v) According to the information and explanations given to us, the Company has not accepted deposits and does not have any unclaimed deposits within the meaning of Section 73 to 76 of the Act and the Companies (Acceptance of Deposits) Rules, 2014 (as amended). Accordingly, the provisions of the clause 3 (v) of the Order are not applicable.
- (vi) The Central Government has not prescribed the maintenance of cost records under section 148(1) of the Act, for any of the services rendered by the Company.
- (vii)
- a) According to the information and explanations given to us and according to the records as produced and examined by us, in our opinion, the Company is regular in depositing with appropriate authorities the undisputed statutory dues including provident fund, employee's state insurance, income tax, goods and service tax, customs duty, cess and other material statutory dues, as applicable, and there are no arrears of outstanding statutory dues as at March 31, 2023 for a period of more than six months from date they become payable.
  - b) According to the information and explanations given to us, there are no dues in respect of income tax, sales tax, service tax, value added tax, goods and service tax, customs duty, excise duty, cess which have not been deposited on account of dispute except for the below:



Name of the Statute	Nature of Dues	Amount Involved	Period for which amount relates	Forum where the Dispute is pending
Commissioner of customs, central Excise & service Tax.	Short payment of service tax	Rs. 146.83 lakhs	February 2012 to May 2014	Commissioner of CBEC, Hyderabad

(viii) There were no transactions relating to previously unrecorded income that have been surrendered or disclosed as income during the year in the tax assessments under the Income Tax Act, 1961.

(ix)

- a) According to the information and explanations provided to us, the Company has not defaulted in repayment of dues to the financial institution, banks or any lender.
- b) According to the information and explanations provided to us, the Company has not been declared wilful defaulter by any bank or financial institution or other lender;
- c) The Company has applied the loans for which the loans were obtained.
- d) On an overall examination of financial statements of the Company, funds raised on short-term basis have, prima facie, not been used during the year for long-term purposes by the Company.
- e) On an overall examination of the financial statements of the Company, the Company has not taken any funds from any entity or person on account of or to meet the obligations of its subsidiaries, associates or joint ventures.
- f) The Company has not raised any loans during the year on the pledge of securities held in its subsidiaries, joint ventures or associate companies and hence reporting on clause 3(ix)(f) of the Order is not applicable.

(x)

- a) During the year, the Company has raised moneys by way of rights issue to the existing shareholders amounting to Rs. 6,200.00 lakhs and the funds have been utilized as per the terms of the issue.
- b) During the year, the Company has not made any preferential allotment or private placement of shares or convertible debentures (fully or partly or optionally) and hence reporting under clause 3(x)(b) of the Order is not applicable.



(xi)

- a) Based upon the audit procedures performed for the purpose of reporting the true and fair view of the financial statements and according to the information and explanations given by the management, we report that no fraud by the Company or no fraud on the Company by the officers and employees of the Company has been noticed or reported during the period.
- b) No report under sub-section (12) of section 143 of the Companies Act has been filed in Form ADT-4 as prescribed under rule 13 of Companies (Audit and Auditors) Rules, 2014 with the Central Government, during the year and upto the date of this report.
- c) According to the information and explanations provided to us, during the year the company has not received any whistle blower complaints.

(xii) In our opinion and according to the information and explanations given to us, the Company is not a Nidhi company. Accordingly, the provisions of clause 3(xii) of the order are not applicable to the Company and hence not commented upon.

(xiii) According to the information and explanations given by the management, transactions with the related parties are in compliance with section 177 and 188 of Companies Act, 2013 where applicable and the details have been disclosed in the notes to the financial statements, as required by the applicable accounting standards.

(xiv) According to the information and explanations given to us and on an overall examination of the books of account.

(a) In our opinion the Company has an adequate internal audit system commensurate with the size and the nature of its business.

(b) We have considered, the internal audit reports for the year under audit, issued to the Company during the year and till date, in determining the nature, timing and extent of our audit procedures.

(xv) According to the information and explanations given to us and based on our examination of the records of the Company, the Company has not entered into non-cash transactions with directors or persons connected with him as referred to in section 192 of companies Act, 2013. Accordingly, paragraph 3(xv) of the Order is not applicable.

(xvi)

- a) In our opinion, the Company is not required to be registered under section 45-1A of the Reserve Bank of India Act, 1934. Hence, reporting under clause 3(xvi)(a) of the Order is not applicable.
- b) In our opinion, the company is not conducting any Non-Banking Financial or Housing Finance activities. Hence, reporting under clause 3(xvi) (b) of the Order is not applicable.
- c) The Company is not a Core investment Company (CIC) as defined in the regulations made by RBI. Accordingly, the provisions stated in paragraph 3(xvi)(c) of the Order are not applicable to the Company.



- d) According to the information explanation provided to us, the group has one CIC as a part of its group.
- (xvii) The Company has incurred cash losses during the financial year covered of Rs. 842.06 lakhs and Rs. 0.96 lakhs in the immediately preceding financial year.
- (xviii) There has been no resignation of the statutory auditors of the Company during the year.
- (xix) On the basis of the financial ratios, ageing and expected dates of realisation of financial assets and payment of financial liabilities, other information accompanying the financial statements and our knowledge of the Board of Directors and Management plans and based on our examination of the evidence supporting the assumptions, nothing has come to our attention, which causes us to believe that any material uncertainty exists as on the date of the audit report indicating that Company is not capable of meeting its liabilities existing at the date of balance sheet as and when they fall due within a period of one year from the balance sheet date. We, however, state that this is not an assurance as to the future viability of the Company. We further state that our reporting is based on the facts up to the date of the audit report and we neither give any guarantee nor any assurance that all liabilities falling due within a period of one year from the balance sheet date, will get discharged by the Company as and when they fall due.
- (xx) According to the information and explanations provided to us, provisions of section 135 related to Corporate Social Responsibility (CSR) is not applicable. Accordingly, reporting under clause 3(xx) of the Order is not applicable for the year.
- (xxi) The reporting under clause 3(xxi) is not applicable in respect of audit of financial statements of the Company. Accordingly, no comment has been included in respect of said clause under this report.

For K.S. Rao & Co.,  
Chartered Accountants  
ICAI Firm Registration no: 003109S



Hitesh Kumar P  
Partner  
Membership No: 233734  
UDIN No.: 23233734BGRCMF5472

Place: Hyderabad  
Date: April 18, 2023



**Appendix - B to the Independent Auditors' Report****Independent Auditor's Report on the Internal Financial Controls under Clause (i) of Sub-section 3 of Section 143 of the Companies Act, 2013 ("the Act")**

We have audited the internal financial controls with reference to financial statements of M/s. GMR Hyderabad Aerotropolis Limited ("the Company") as of March 31, 2023 in conjunction with our audit of the financial statements of the Company for the year ended on that date.

**Responsibilities of Management and Those Charged with Governance for Internal Financial Controls**

The Company's Board of Directors is responsible for establishing and maintaining internal financial controls based on the internal control with reference to financial statements criteria established by the Company considering the essential components of internal control stated in the Guidance Note on Audit of Internal Financial Controls over Financial Reporting issued by the Institute of Chartered Accountants of India ("ICAI"). These responsibilities include the design, implementation and maintenance of adequate internal financial controls that were operating effectively for ensuring the orderly and efficient conduct of its business, including adherence to company's policies, the safeguarding of its assets, the prevention and detection of frauds and errors, the accuracy and completeness of the accounting records, and the timely preparation of reliable financial information, as required under the Companies Act, 2013.

**Auditors' Responsibility**

Our responsibility is to express an opinion on the Company's internal financial controls with reference to financial statements based on our audit. We conducted our audit in accordance with the Guidance Note on Audit of Internal Financial Controls over Financial Reporting (the "Guidance Note") and the Standards on Auditing, issued by ICAI and deemed to be prescribed under section 143(10) of the Companies Act, 2013, to the extent applicable to an audit of internal financial controls and, both issued by the Institute of Chartered Accountants of India. Those Standards and the Guidance Note require that we comply with ethical requirements and plan and perform the audit to obtain reasonable assurance about whether adequate internal financial controls over financial reporting was established and maintained and if such controls operated effectively in all material respects.

Our audit involves performing procedures to obtain audit evidence about the adequacy of the internal financial controls with reference to financial statements and their operating effectiveness. Our audit of internal financial controls with reference to financial statements includes obtaining an understanding of internal financial controls with reference to financial statements, assessing the risk that a material weakness exists, and testing and evaluating the design and operating effectiveness of internal control based on the assessed risk. The procedures selected depend on the auditor's judgment, including the assessment of the risks of material misstatement of the financial statements, whether due to fraud or error.

We believe that the audit evidence we have obtained is sufficient and appropriate to provide a basis for our audit opinion on the Company's internal financial controls with reference to financial statements.





**Meaning of Internal Financial Controls with reference to financial statements.**

A Company's internal financial controls with reference to financial statements is a process designed to provide reasonable assurance regarding the reliability of financial reporting and the preparation of financial statements for external purposes in accordance with generally accepted accounting principles. A Company's internal financial controls with reference to financial statements includes those policies and procedures that,

(1) pertain to the maintenance of records that, in reasonable detail, accurately and fairly reflect the transactions and dispositions of the assets of the company; (2) provide reasonable assurance that transactions are recorded as necessary to permit preparation of financial statements in accordance with generally accepted accounting principles, and that receipts and expenditures of the company are being made only in accordance with authorizations of management and directors of the company; and (3) provide reasonable assurance regarding prevention or timely detection of unauthorized acquisition, use, or disposition of the company's assets that could have a material effect on the financial statements.

**Inherent Limitations of Internal Financial Controls with reference to financial statements.**

Because of the inherent limitations of internal financial controls with reference to financial statements, including the possibility of collusion or improper management override of controls, material misstatements due to error or fraud may occur and not be detected. Also, projections of any evaluation of the internal financial controls over financial reporting to future periods are subject to the risk that the internal financial controls over financial reporting may become inadequate because of changes in conditions, or that the degree of compliance with the policies or procedures may deteriorate.


**Opinion**

In our opinion, the Company has, in all material respects, an adequate internal financial controls with reference to financial statements and such internal financial controls with reference to financial statements were operating effectively as at March 31, 2023, based on the internal financial controls with reference to financial statements criteria established by the Company considering the essential components of internal control stated in the Guidance Note on Audit of Internal Financial Controls over Financial Reporting issued by the Institute of Chartered Accountants of India.

For K.S Rao & Co.,

Chartered Accountants

ICAI Firm Registration No: 003109S



**Hitesh Kumar P**

Partner

Membership No: 233734

UDIN No.: 23233734BGRCMF5472

Place: Hyderabad

Date: April 18, 2023



**GMR Hyderabad Aerotropolis Limited**  
CIN : U45400TG2007PLC054827  
**GMR Aero Towers, Rajiv Gandhi International Airport, Shamshabad, Hyderabad, Telangana – 500108.**  
**Statement of Financial Results for the Quarter and Year Ended March 31, 2023**  
**("Special Purpose Financial Information")**  
**(All amounts in Indian Rupees lakhs, except as otherwise stated)**

Sl.No	Particulars	For the Quarter ended			For the Year Ended	
		March 31, 2023 (Refer Note 6)	December 31, 2022 Unaudited	March 31, 2022 (Refer Note 6)	March 31, 2023 Audited	March 31, 2022 Audited
I	<b>Income from operations</b>					
	Revenue from operations	540.70	343.49	301.76	1,559.52	1,756.52
	<b>Total income from operations (I)</b>	<b>540.70</b>	<b>343.49</b>	<b>301.76</b>	<b>1,559.52</b>	<b>1,756.52</b>
II	<b>Other income</b>	268.12	232.08	204.05	890.69	824.79
III	<b>Total Income (I+II)</b>	<b>808.82</b>	<b>575.57</b>	<b>505.81</b>	<b>2,450.21</b>	<b>2,581.31</b>
IV	<b>Expenses</b>					
	Concession fee	42.44	41.97	32.45	197.75	164.28
	Employee Benefit Expenses	166.44	148.83	83.90	507.36	365.57
	Finance costs	164.01	169.40	197.39	685.21	850.95
	Depreciation	162.36	120.26	143.02	520.42	697.52
	Other expenses	639.70	380.71	194.77	1,571.20	982.95
	<b>Total expenses (IV)</b>	<b>1,174.95</b>	<b>861.17</b>	<b>651.53</b>	<b>3,481.94</b>	<b>3,061.27</b>
V	<b>Loss before tax and exceptional items (III - IV)</b>	<b>(366.13)</b>	<b>(285.60)</b>	<b>(145.72)</b>	<b>(1,031.73)</b>	<b>(479.96)</b>
VI	<b>Exceptional Items</b>	-	-	-	-	-
VII	<b>Loss before tax and after exceptional items (V - VI)</b>	<b>(366.13)</b>	<b>(285.60)</b>	<b>(145.72)</b>	<b>(1,031.73)</b>	<b>(479.96)</b>
VIII	<b>Tax expense</b>	-	-	(110.30)	-	(81.21)
IX	<b>Profit / (Loss) for the Period / Year (VII - VIII)</b>	<b>(366.13)</b>	<b>(285.60)</b>	<b>(35.42)</b>	<b>(1,031.73)</b>	<b>(398.75)</b>
X	<b>Other Comprehensive income</b>					
	i. Items that will not be reclassified subsequently to profit or loss	(1.27)	(1.84)	(2.18)	(5.09)	(0.18)
	ii. Income tax relating to items that will not be reclassified to profit	-	-	-	-	-
	<b>Total Other Comprehensive Income for the period</b>	<b>(1.27)</b>	<b>(1.84)</b>	<b>(2.18)</b>	<b>(5.09)</b>	<b>(0.18)</b>
	<b>Total Comprehensive Income for the period/ year (IX + X)</b>	<b>(367.40)</b>	<b>(287.44)</b>	<b>(37.60)</b>	<b>(1,036.82)</b>	<b>(398.93)</b>
XI	<b>Basic and Diluted Earnings Per Equity Share (not annualized)</b>	<b>(0.37)</b>	<b>(0.29)</b>	<b>(0.07)</b>	<b>(1.33)</b>	<b>(0.80)</b>

**Notes:**

- The above Special Purpose Financial Information of GMR Hyderabad Aerotropolis Limited ('the Company'), has been reviewed and taken on record by the Board of Directors of the Company dated April 18, 2023. The Statutory Auditors of the Company have carried out the audit on the aforesaid results of the Company.
- The Special Purpose Financial Information is prepared by the Company for the purpose of preparation of consolidated financial results of GMR Airports Infrastructure Limited (GAIL) (Formerly known as GMR Infrastructure Limited 'GIL', the intermediate holding company) for the quarter and year ended March 31, 2023, submission to the Board of Directors of the Company and Board of Directors of GIL. The Special Purpose Financial Information has been prepared in accordance with the Indian Accounting Standards prescribed under Section 133 of the Companies Act, 2013 read with relevant rules issued there under ("IndAS") and other accounting principles generally accepted in India and as per the instructions mentioned in the Group Referral Instructions (GRI) issued by the Management of GIL. The special purpose financial information has been prepared under the historical cost convention on an accrual basis, except for certain financial instruments which are recognised at fair value.
- The Company's business activity falls within a single business segment in terms of Ind AS 108 on operating segments.
- The Board of Directors of the Company in their meeting held on December 18, 2020, has approved, subject to the required approvals, the Scheme of Arrangement for demerger of rent yielding warehousing business ("demerged undertaking") of GMR Hyderabad Aerotropolis Limited ("GHAL" or "Demerged Company / Transferor Company") to the Company ("GHAAL"). By an Order dated June 18, 2021 and corrigendum dated July 06, 2021, the Regional Director, South East Region, Ministry of Corporate Affairs has approved the Scheme of Arrangement under Section 233 of Companies Act, 2013 and the said demerger scheme is effective from the appointed date i.e. April 01, 2021 and thereafter the Company has filed the Form INC-28 with the Registrar of Companies (ROC) on July 14, 2021 and accordingly the said demerger has become effective from July 14, 2021.  
  
Pursuant to Scheme of demerger, all the assets and liabilities relating to demerged undertaking of GHAL, being transferred by the demerged company, immediately before the demerger, become the assets and liabilities of the resulting company (GHAAL) by virtue of demerger. As a result of the demerger of the Demerged Undertaking of GHAL to the Resulting Company, the issued, subscribed and paid-up share capital of the Demerged Company will no longer be represented by its assets post demerger. As a result of the Scheme of demerger, the Resulting / Transferee Company shall, without any further application or deed, issue and allot to the shareholders of the Transferor Company, 0.4488 Equity shares of Rs. 10/- each credited as fully paid up (the "New Equity shares") of the Transferee Company for every 1 equity share of Rs. 10/- each fully held up by the equity shareholders in the Demerged / Transferor Company, as on the Record Date (as contained in the Scheme) i.e., 4,06,16,400 Nos of new Equity Shares.
- The Company has entered into an agreement with Ritnad Balved Education Foundation (Amity University) in September 2022 and received Interest Free Refundable Security Deposit of Rs. 2,145 and lease rentals receivable in 3 tranches of Rs.2,772 each from FY 2023-24 to FY 2025-26 for establishment of University. The transaction is subject to regulatory approval which is pending to be received as on March 31, 2023.  
In view of the above, the interest free security deposit of Rs. 2,145 disclosed as other financial liabilities under the head as current financial liabilities.
- The figures of quarter ended March 31, 2023 and March 31, 2022 are the balancing figures between audited figures in respect of the full financial year up to March 31, 2023 and March 31, 2022 and the unaudited year-to-date figures up to December 31, 2022, being the date of the end of the third quarter of the financial year which were subjected to limited review.
- Previous year/period figures have been regrouped and reclassified wherever necessary to confirm to those of the current period.

For and on Behalf of Board of Directors of  
**GMR Hyderabad Aerotropolis Limited**

*P. Anand Kumar*  
**Anand Kumar Polamada**  
Director  
DIN : 08540411

Place : Hyderabad  
Date: April 18, 2023

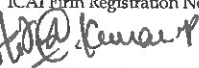


**GMR Hyderabad Aerotropolis Limited**  
CIN No.U45400TG2007PLC054827  
Balance sheet as at March 31, 2023  
(All amounts in Indian Rupees lakhs, except as otherwise stated)

Particulars	Note No.	As at March 31, 2023	As at March 31, 2022
<b>ASSETS</b>			
<b>Non-current assets</b>			
(a) Property, Plant and Equipment	3	8,570.94	8,282.06
(b) Capital work-in-progress	4	1,564.68	1,614.14
(c) Right of Use assets	5	30.88	31.62
(d) Other Intangible Assets	6	34.51	1.29
(e) Investments in subsidiaries and joint ventures	7	6,046.51	3,866.51
(f) Financial Assets	8		
(i) Other Financial Assets		930.13	1,746.74
(g) Income tax asset		160.35	168.34
(h) Other non-current assets	9	2,261.70	360.52
		<b>19,599.70</b>	<b>16,071.22</b>
<b>Current assets</b>			
(a) Financial Assets			
(i) Investments	10	927.84	125.57
(ii) Trade receivables	11	420.62	227.94
(iii) Cash and cash equivalents	12A	668.53	1,575.21
(iv) Bank balances other than (iii) above	12B	-	216.58
(v) Loans	13	0.04	0.04
(vi) Other Financial Assets	14	1,480.40	2.25
(b) Other current assets	15	402.70	1,789.90
		<b>3,900.13</b>	<b>3,937.49</b>
<b>Total Assets</b>		<b>23,499.83</b>	<b>20,008.71</b>
<b>EQUITY AND LIABILITIES</b>			
<b>Equity</b>			
(a) Equity Share capital	16	11,188.36	4,988.36
(b) Other Equity	17	(3,711.80)	(2,674.98)
		<b>7,476.56</b>	<b>2,313.38</b>
<b>Liabilities</b>			
<b>Non - current Liabilities</b>			
(a) Financial Liabilities			
(i) Borrowings	18A	4,823.51	6,717.99
(ia) Lease Liabilities	19	44.60	48.22
(ii) Other Financial Liabilities	20	308.82	145.06
(b) Provisions	21	-	49.40
(c) Other Non - current liabilities	22	5,362.11	4,694.83
		<b>10,539.04</b>	<b>11,655.50</b>
<b>Current liabilities</b>			
(a) Financial Liabilities			
(i) Borrowings	18B	1,812.50	350.00
(ia) Lease Liabilities	19	4.70	3.42
(ii) Trade payables	23		
(a) Total outstanding dues of micro enterprises and small enterprises		48.17	53.02
(b) Total outstanding dues of Creditors other than micro enterprises and small enterprises		238.57	2,751.90
(iii) Other financial liabilities	24	2,926.37	2,171.16
(b) Provisions	25	49.19	5.72
(c) Other current liabilities	26	404.73	704.61
		<b>5,484.23</b>	<b>6,039.83</b>
<b>Total Equity and Liabilities</b>		<b>23,499.83</b>	<b>20,008.71</b>
Summary of Significant accounting policies	1 & 2		


The accompanying notes are an integral part of the Financial Statements

As per our report of even date

For K.S. Rao & Co.,  
Chartered Accountants  
ICAI Firm Registration No. 003109S  
  
Hitesh Kumar P  
Partner  
Membership No. 233734

For and on behalf of the Board of Directors  
GMR Hyderabad Aerotropolis Limited

  
P.S. Nair  
Director  
DIN : 00063118

  
Anand Kumar Polamada  
Director  
DIN : 08540411

  
Madhusudhana Rao Nasapu  
Chief Financial Officer

  
Kiran Kumar Manikwar  
Company Secretary  
M.No: FCS9062

Place: Hyderabad  
Date: April 18, 2023

Place : Hyderabad  
Date: April 18, 2023



**GMR Hyderabad Aerotropolis Limited**  
CIN No.U45400TG2007PLC054827  
**Statement of profit and loss for the year ended March 31, 2023**  
(All amounts in Indian Rupees lakhs, except as otherwise stated)

Particulars	Note No.	For the Year ended March 31, 2023	For the Year ended March 31, 2022
I. Revenue from Operations	27	1,559.52	1,756.51
II. Other Income	28	890.69	824.79
III. Total Income (I + II)		<u>2,450.21</u>	<u>2,581.30</u>
IV. Expenses			
(a) Concession fee		197.75	164.28
(b) Employee benefits expense	29	507.36	365.56
(c) Finance Cost	30	685.21	850.95
(d) Depreciation and amortisation expense	31	520.42	697.53
(e) Other expenses	32	1,571.20	982.95
Total expenses (IV)		<u>3,481.94</u>	<u>3,061.27</u>
V. Loss for the year before tax (III - IV)		<u>(1,031.73)</u>	<u>(479.97)</u>
VI. Tax Expenses:			
a. Current Tax		-	-
b. Deferred tax		-	(81.21)
Total Tax Expenses (VI)		<u>-</u>	<u>(81.21)</u>
VII. Loss for the year (V - VI)		<u>(1,031.73)</u>	<u>(398.76)</u>
VIII. Other Comprehensive income			
i. Items that will not be reclassified subsequently to profit or loss	33	(5.09)	(0.18)
ii. Income tax relating to items that will not be reclassified to profit or loss		-	-
Total Other Comprehensive Loss for the year (VIII)		<u>(5.09)</u>	<u>(0.18)</u>
IX. Total Comprehensive Loss for the year (VII + VIII)		<u>(1,036.82)</u>	<u>(398.94)</u>
X. Earnings per equity share	34		
Basic and Diluted		(1.33)	(0.80)


**Summary of Significant accounting policies**

1 & 2

The accompanying notes are an integral part of the Financial Statements

As per our report of even date

For K.S. Rao & Co.,  
Chartered Accountants  
ICAI Firm Registration No. 003109S



Hitesh Kumar P  
Partner  
Membership No. 233734

For and on behalf of the Board of Directors  
GMR Hyderabad Aerotropolis Limited



P.S. Nair  
Director  
DIN : 00063118



Anand Kumar Polamada  
Director  
DIN : 08540411

  
Madhusudhana Rao Nasapu  
Chief Financial Officer

  
Kiran Kumar Manikwar  
Company Secretary  
M.No: FCS9062

Place: Hyderabad  
Date: April 18, 2023

Place : Hyderabad  
Date: April 18, 2023



GMR Hyderabad Aerotropolis Limited  
CIN No.U45400TG2007PLC054827  
Cash flow statement for the year ended March 31, 2023  
(All amounts in Indian Rupees lakhs, except as otherwise stated)

Particulars	For the Year ended March 31, 2023	For the Year ended March 31, 2022
<b>I. Cash flow from operating activities:</b>		
A. Profit/(Loss) before tax	(1,031.74)	(479.96)
B. Adjustments to reconcile (loss) / profit before tax to net cash flows		
a. Depreciation and amortization expenses	520.42	697.53
b. Credit balances written back	(1.42)	(10.02)
c. Interest income from bank deposits and others	(550.50)	(600.54)
d. Income from Investments:		
i. Change in fair value	(2.33)	6.59
ii. Gains on sale of investments	(70.13)	(39.92)
e. Amortization of Deferred Rental income	(123.70)	(98.62)
f. Interest paid on borrowings (finance cost)	638.42	814.99
g. Amortisation of Upfront Fee	18.02	20.50
h. Notional Interest on Security Deposits	23.45	9.73
i. Income from Straight Lining of Lease receivable	(255.91)	(166.64)
j. Interest expense on Lease Liability	5.33	5.12
k. Expenses written off	5.80	-
k. Provision for bad debts	-	14.82
	<b>207.45</b>	<b>653.54</b>
C. Adjustment for changes in working capital:		
a. Decrease / (increase) in trade receivables	(192.68)	(45.17)
b. Decrease / (increase) in other current assets and non- current assets	(258.06)	17.59
c. Decrease / (increase) in other Financial Assets	(1,307.56)	(717.44)
d. (Decrease) / Increase in trade payables	(2,524.37)	1,028.85
e. (Decrease) / Increase in other financial liabilities	895.53	50.19
f. (Decrease) / Increase in other current & Non current liabilities	491.10	(544.34)
g. (Decrease) / Increase in provisions	(11.01)	43.95
	<b>(2,907.05)</b>	<b>(166.37)</b>
D. Cash generated from operations (A+B+C)	<b>(3,731.34)</b>	<b>7.22</b>
Add: Direct taxes (paid) / net of refunds	7.99	(45.98)
<b>Net cash flow from operating activities (I)</b>	<b>(3,723.35)</b>	<b>(38.76)</b>
<b>II. Cash flows from investing activities</b>		
a. Purchase of fixed assets, including CWIP	(805.81)	(609.09)
b. Issue of Loan - Group Company		-
c. Purchase of financial instruments (Investments)	(8,000.00)	(2,366.43)
d. Proceeds from sale of financial instruments (investments)	7,280.19	5,420.29
e. Investment in subsidiaries and Joint Venture	(2,190.00)	(450.00)
f. Interest received during the year	1,196.53	247.79
g. Movement of Bank Balances	216.58	(32.36)
<b>Net cash flow from/ (used in) investing activities (II)</b>	<b>(2,302.51)</b>	<b>2,210.19</b>
<b>III. Cash flows from financing activities</b>		
a. Issue of Loan - Group Company	-	(1,700.00)
b. Proceeds from borrowings - Group Company (GHASL)	1,000.00	2,900.00
c. Repayment of borrowings - Group Company (GHIAL)	(1,100.00)	(2,900.00)
d. Proceeds from borrowings - Financial Institutions	-	1,850.00
e. Repayment of borrowings	(350.00)	(300.00)
f. Proceeds from issuance of share capital	6,200.00	-
g. Upfront fee Paid	-	-
h. Interest paid for the year	(638.42)	(819.87)
i. Payment of Lease Liability	7.60	-
<b>Net cash flow (used in) financing activities (III)</b>	<b>5,119.18</b>	<b>(969.87)</b>
<b>IV. Net Increase/(decrease) in cash and cash equivalents (I + II + III)</b>	<b>(906.68)</b>	<b>1,201.56</b>
Cash and cash equivalents at the beginning of the year	1,575.21	373.66
<b>V. Cash and cash equivalents at the end of the year</b>	<b>668.53</b>	<b>1,575.21</b>



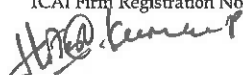
GMR Hyderabad Aerotropolis Limited  
CIN No.U45400TG2007PLC054827  
Cash flow statement for the year ended March 31, 2023  
(All amounts in Indian Rupees lakhs, except as otherwise stated)

Particulars	For the Year ended March 31, 2023	For the Year ended March 31, 2022
<b>VI. Components of cash and cash equivalents:</b>		
a. Cash on hand	-	
b. With banks:		
i. On Current Account	668.53	1,575.21
ii. On Deposit Account having original maturity less than three months	-	
<b>Total cash and cash equivalents</b>	<b>668.53</b>	<b>1,575.21</b>
Summary of Significant accounting policies	1 & 2	

The accompanying notes are an integral part of the Financial Statements

As per our report of even date

For K.S. Rao & Co.,  
Chartered Accountants  
ICAI Firm Registration No. 0031095



Hitesh Kumar P  
Partner  
Membership No. 233734

For and on behalf of the Board of Directors  
GMR Hyderabad Aerotropolis Limited



P.S. Nair  
Director  
DIN : 00063118



Anand Kumar Polamada  
Director  
DIN : 08540411

  
Madhusudhana Rao Nasapu  
Chief Financial Officer

  
Kiran Kumar Manikwar  
Company Secretary  
M.No: FCS9062

Place: Hyderabad  
Date: April 18, 2023

Place : Hyderabad  
Date: April 18, 2023



**GMR Hyderabad Aerotropolis Limited**  
CIN No.U45400TG2007PLC054827  
**Statement of changes in equity for the year ended March 31, 2023**  
(All amounts in Indian Rupees lakhs, except as otherwise stated)

**A. Equity Share Capital**

Equity shares of INR 10 each issued, subscribed and fully paid up	No. in lakhs	₹ in lakhs
As at April 01, 2021	905.00	9,050.00
Change in share capital	-	-
Transfer of share capital due to Demerger	-406.16	-4,061.64
As at March 31, 2022	498.84	4,988.36
Change in share capital	620.00	6,200.00
As at March 31, 2023	1,118.84	11,188.36


**B. Other Equity**

Particulars	₹ in lakhs	₹ in lakhs
Balance as at April 01, 2021	(1,592.39)	(1,592.39)
Transfer due to Demerger	(683.66)	(683.66)
Loss for the year	(398.75)	(398.75)
Other Comprehensive Loss for the year	(0.18)	(0.18)
Balance as at March 31, 2022	(2,674.98)	(2,674.98)
Loss for the year	(1,031.73)	(1,031.73)
Other Comprehensive Loss for the year	(5.09)	(5.09)
Balance as at March 31, 2023	(3,711.80)	(3,711.80)

Summary of Significant accounting policies 1 & 2  
The accompanying notes are an integral part of the Financial Statements

As per our report of even date

For K.S. Rao & Co.,  
Chartered Accountants  
ICAI Firm Registration No. 0031095



Hitesh Kumar P  
Partner  
Membership No. 233734

For and on behalf of the Board of Directors  
GMR Hyderabad Aerotropolis Limited



P.S. Nair  
Director  
DIN : 00063118



Anand Kumar Polamada  
Director  
DIN : 08540411



Madhusudhana Rao Nasapu  
Chief Financial Officer



Kiran Kumar Manikwar  
Company Secretary  
M.No: FCS9062

Place: Hyderabad  
Date: April 18, 2023

Place: Hyderabad  
Date: April 18, 2023





**GMR Hyderabad Aerotropolis Limited**

**CIN: U45400TG2007PLC054827**

**Notes to the Financial Statements for the year ended March 31, 2023**

**(All amounts in Rupees in lakhs, unless otherwise stated)**

**1. Corporate information**

GMR Hyderabad Aerotropolis Limited ('GHAL' or 'the Company') was incorporated on July 18, 2007 as a wholly owned subsidiary of GMR Hyderabad International Airport Limited. The main objective of the company includes the business of property development activities in and around the Hyderabad International Airport at Shamshabad.

These financial statements were authorized for issue in accordance with a resolution of the Board of Directors on April 18, 2023

**2. Basis of preparation**

The financial statements are prepared in accordance with Indian Accounting Standards (Ind AS), under the historical cost convention on the accrual basis except for certain financial instruments which are measured at fair values, the provisions of Companies Act, 2013 (the 'Act') (to the extent notified). The Ind AS are prescribed under section 133 of the Act read with Rule 3 of the Companies (Indian Accounting Standards) Rules, 2015 and relevant amendment rules issued thereafter.

Accounting policies have been consistently applied except where a newly issued accounting standard is initially adopted or a revision to an existing accounting standard requires a change in the accounting policy hitherto in use.

**Recent accounting pronouncements**

Ministry of Corporate Affairs ("MCA") notifies new standards or amendments to the existing standards under Companies (Indian Accounting Standards) Rules as issued from time to time. On March 31, 2023, MCA amended the Companies (Indian Accounting Standards) Amendment Rules, 2023, as below:

Ind AS 1 - Presentation of Financial Statements - This amendment requires the entities to disclose their material accounting policies rather than their significant accounting policies and include corresponding amendments to IND AS 107 and IND AS 34. The effective date for adoption of this amendment is annual periods beginning on or after April 1, 2023. The Company has evaluated the amendment and the impact of the amendment is insignificant in the financial statements.

Ind AS 8 - Accounting Policies, Changes in Accounting Estimates and Errors - This amendment has introduced a definition of 'accounting estimates' and included amendments to Ind AS 8 to help entities distinguish changes in accounting policies from changes in accounting estimates. The effective date for adoption of this amendment is annual periods beginning on or after April 1, 2023. The Company has evaluated the amendment and there is no impact on its financial statements.

Ind AS 12 - Income Taxes - This amendment has narrowed the scope of the initial recognition exemption so that it does not apply to transactions that give rise to equal and offsetting temporary differences. Also there is corresponding amendment to IND AS 101. The effective date for





**GMR Hyderabad Aerotropolis Limited**

**CIN: U45400TG2007PLC054827**

**Notes to the Financial Statements for the year ended March 31, 2023**

**(All amounts in Rupees in lakhs, unless otherwise stated)**

adoption of this amendment is annual periods beginning on or after April 1, 2023. The Company has evaluated the amendment and there is no impact on its financial statement.

## **2.1 Significant accounting judgments, estimates and assumptions**

The preparation of the Company's financial statements requires management to make judgements, estimates and assumptions that affect the reported amounts of revenues, expenses, assets and liabilities, and the accompanying disclosures, and the disclosure of contingent liabilities. Uncertainty about these assumptions and estimates could result in outcomes that require a material adjustment to the carrying amount of assets or liabilities affected in future periods.

## **2.2 Estimates and assumptions**

The key assumptions concerning the future and other key sources of estimation uncertainty at the reporting date, that have a significant risk of causing a material adjustment to the carrying amounts of assets and liabilities within the next financial year, are described below. The Company based its assumptions and estimates on parameters available when the financial statements were prepared. Existing circumstances and assumptions about future developments, however, may change due to market changes or circumstances arising that are beyond the control of the Company. Such changes are reflected in the assumptions when they occur.

### **(i) Taxes**

Deferred tax assets are recognised for unused tax losses to the extent that it is probable that taxable profit will be available against which the losses can be utilized. Significant management judgment is required to determine the amount of deferred tax assets that can be recognised, based upon the likely timing and the level of future taxable profits together with future tax planning strategies.

### **(ii) Fair value measurement of financial instruments**

When the fair values of financial assets and financial liabilities recorded in the balance sheet cannot be measured based on quoted prices in active markets, their fair value is measured using valuation techniques including the DCF model. The inputs to these models are taken from observable markets where possible, but where this is not feasible, a degree of judgment is required in establishing fair values. Judgements include considerations of inputs such as liquidity risk, credit risk and volatility. Changes in assumptions about these factors could affect the reported fair value of financial instruments. See note 41 and 42 for further disclosures.



**GMR Hyderabad Aerotropolis Limited**

**CIN: U45400TG2007PLC054827**

**Notes to the Financial Statements for the year ended March 31, 2023**

**(All amounts in Rupees in lakhs, unless otherwise stated)**

**(iii) Depreciation on Property, Plant and Equipment**

Depreciation on property, plant and equipment is calculated on a straight-line basis using the rates arrived at based on the useful lives estimated by the management. Considering the applicability of Schedule II of Companies Act, 2013, the management has re-estimated useful lives and residual values of all its property, plant and equipment. The management believes that depreciation rates currently used fairly reflect its estimate of the useful lives and residual values of property, plant and equipment.

**(iv) Contingencies**

Management judgment is required for estimating the possible inflow/outflow of resources, if any, in respect of contingencies/claims/litigations against the company/by the company as it is not possible to predict the outcome of pending matters with accuracy.

**(v) Impairment of non- financial assets**

Property, plant and equipment and Intangible assets are tested for impairment when events occur or changes in circumstances indicate that the recoverable amount of the cash generating unit is less than its carrying value. The recoverable amount of cash generating units is higher of value-in-use and fair value less cost to sell. The calculation involves use of significant estimates and assumptions which includes turnover and earnings multiples, growth rates and net margins used to calculate projected future cash flows, risk-adjusted discount rate, future economic and market conditions

**2.3 Summary of significant accounting policies**

**(a) Current versus Non-Current classification**

The Company presents assets and liabilities in the balance sheet based on current/ non-current classification. An asset is treated as current when it is:

- Expected to be realized or intended to be sold or consumed in normal operating cycle
- Held primarily for the purpose of trading
- Expected to be realized within twelve months after the reporting period, or
- Cash or cash equivalent unless restricted from being exchanged or used to settle a liability for at least twelve months after the reporting period

All other assets are classified as non-current.

A liability is current when:

- It is expected to be settled in normal operating cycle
- It is held primarily for the purpose of trading
- It is due to be settled within twelve months after the reporting period, or



GMR Hyderabad Aerotropolis Limited

CIN: U45400TG2007PLC054827

Notes to the Financial Statements for the year ended March 31, 2023

(All amounts in Rupees in lakhs, unless otherwise stated)

- There is no unconditional right to defer the settlement of the liability for at least twelve months after the reporting period

The Company classifies all other liabilities as non-current.

Deferred tax assets and liabilities are classified as non-current assets and liabilities.

The operating cycle is the time between the acquisition of assets for processing and their realization in cash and cash equivalents. The Company has identified twelve months as its operating cycle.

- (b) **Foreign currencies:** The financial statements are presented in INR (Indian Rupees), which is the functional currency of the Company and the currency of the primary economic environment in which the Company operates.

*Transactions and balances*

Transactions in foreign currencies are initially recorded by the Company at its functional currency spot rates at the date the transaction first qualifies for recognition. Monetary assets and liabilities denominated in foreign currencies are translated at the functional currency spot rates of exchange at the reporting date.

Exchange differences arising on settlement or translation of monetary items are recognized in the statement of profit or loss.

Non-monetary items that are measured in terms of historical cost in a foreign currency are translated using the exchange rates at the dates of the initial transactions. Non-monetary items measured at fair value in a foreign currency are translated using the exchange rates at the date when the fair value is determined. The gain or loss arising on translation of non-monetary items measured at fair value is treated in line with the recognition of the gain or loss on the change in fair value of the item (i.e., translation differences on items whose fair value gain or loss is recognized in OCI or profit or loss are also recognized in OCI or profit or loss, respectively).

(c) **Fair value measurement**

The Company measures financial instruments, such as, derivatives at fair value at each balance sheet date.

Fair value is the price that would be received to sell an asset or paid to transfer a liability in an orderly transaction between market participants at the measurement date. The fair value measurement is based on the presumption that the transaction to sell the asset or transfer the liability takes place either:

- In the principal market for the asset or liability, or
- In the absence of a principal market, in the most advantageous market for the asset or liability.



**GMR Hyderabad Aerotropolis Limited**

**CIN: U45400TG2007PLC054827**

**Notes to the Financial Statements for the year ended March 31, 2023**

**(All amounts in Rupees in lakhs, unless otherwise stated)**

The principal or the most advantageous market must be accessible by the Company.

The fair value of an asset or a liability is measured using the assumptions that market participants would use when pricing the asset or liability, assuming that market participants act in their economic best interest.

A fair value measurement of a non-financial asset takes into account a market participant's ability to generate economic benefits by using the asset in its highest and best use or by selling it to another market participant that would use the asset in its highest and best use.

The Company uses valuation techniques that are appropriate in the circumstances and for which sufficient data are available to measure fair value, maximizing the use of relevant observable inputs and minimizing the use of unobservable inputs.

All assets and liabilities for which fair value is measured or disclosed in the financial statements are categorized within the fair value hierarchy, described as follows, based on the lowest level input that is significant to the fair value measurement:

- Level 1 – Quoted (unadjusted) market prices in active markets for identical assets or liabilities
- Level 2 – Valuation techniques for which the lowest level input that is significant to the fair value measurement is directly or indirectly observable
- Level 3 – Valuation techniques for which the lowest level input that is significant to the fair value measurement is unobservable.

For assets and liabilities that are recognised in the financial statements on a recurring basis, the Company determines whether transfers have occurred between levels in the hierarchy by re-assessing categorization (based on the lowest level input that is significant to the fair value measurement as a whole) at the end of each reporting period.

For fair value disclosures, the Company has determined classes of assets and liabilities based on the nature, characteristics and risks of the asset or liability and the level of the fair value hierarchy as explained above.

**(d) Revenue recognition**

Revenue is recognized to the extent that it is probable that the economic benefits will flow to the Company and the revenue can be reliably measured, regardless of when the payment is being made. Revenue is measured at the fair value of the consideration received or receivable, taking into account contractually defined terms of payment and excluding taxes or duties collected on behalf of the government. The Company has concluded that it is the principal in all of its revenue arrangements since it is the primary obligor in all the revenue arrangements as it has pricing latitude and is also exposed to inventory and credit risks.



**GMR Hyderabad Aerotropolis Limited**

**CIN: U45400TG2007PLC054827**

**Notes to the Financial Statements for the year ended March 31, 2023**

**(All amounts in Rupees in lakhs, unless otherwise stated)**

However, GST is not received by the Company on its own account. Rather, it is tax collected on value added to the commodity by the seller on behalf of the government. Accordingly, it is excluded from revenue

The specific recognition criteria described below must also be met before revenue is recognized:

- **Rental income**

Rental income arising from operating leases is accounted for on a straight-line basis over the lease terms and is included in revenue in the statement of profit or loss due to its operating nature.

- **Interest income**

- For all debt instruments measured either at amortized cost or at fair value through other comprehensive income, interest income is recorded using the Effective Interest Rate (EIR). EIR is the rate that exactly discounts the estimated future cash payments or receipts over the expected life of the financial instrument or a shorter period, where appropriate, to the gross carrying amount of the financial asset or to the amortized cost of a financial liability. When calculating the effective interest rate, the group estimates the expected cash flows by considering all the contractual terms of the financial instrument (for example, prepayment, extension, call and similar options) but does not consider the expected credit losses. Interest income is included in finance income in the statement of profit and loss.

- Interest for delayed payments from customers is accounted only when it is unconditionally accepted by the customers and on receipt basis

(e) **Concession fee**

The concession fee is computed as a percentage of income from land lease of the Company pursuant to the terms and conditions of the agreement and is recognized as charge to the Statement of profit and loss.

(f) **Taxes**

**Current income tax:**

Current income tax assets and liabilities are measured at the amount expected to be recovered from or paid to the taxation authorities. The tax rates and tax laws used to compute the amount are those that are enacted or substantively enacted, at the reporting date in the countries where the Company operates and generates taxable income.

Current income tax relating to items recognized outside profit or loss is recognized outside profit or loss (either in Other Comprehensive Income or in equity). Current tax items are recognized in





**GMR Hyderabad Aerotropolis Limited**

**CIN: U45400TG2007PLC054827**

**Notes to the Financial Statements for the year ended March 31, 2023**

**(All amounts in Rupees in lakhs, unless otherwise stated)**

correlation to the underlying transaction either in OCI or directly in equity. Management periodically evaluates positions taken in the tax returns with respect to situations in which applicable tax regulations are subject to interpretation and establishes provision where appropriate.

**Deferred tax:**

Deferred tax is provided using the liability method on temporary differences between the tax bases of assets and liabilities and their carrying amounts for financial reporting purposes at the reporting date. Deferred tax liabilities are recognized for all taxable temporary differences.

Deferred tax assets are recognized for all deductible temporary differences, the carry forward of unused tax credits and any unused tax losses. Deferred tax assets are recognized to the extent that it is probable that taxable profit will be available against which the deductible temporary differences, and the carry forward of unused tax credits and unused tax losses can be utilized.

The carrying amount of deferred tax assets is reviewed at each reporting date and reduced to the extent that it is no longer probable that sufficient taxable profit will be available to allow all or part of the deferred tax asset to be utilized. Unrecognized deferred tax assets are re-assessed at each reporting date and are recognized to the extent that it has become probable that future taxable profits will allow the deferred tax asset to be recovered.

Deferred tax assets and liabilities are measured at the tax rates that are expected to apply in the year when the asset is realized or the liability is settled, based on tax rates and tax laws that have been enacted or substantively enacted at the reporting date.

Deferred tax relating to items recognized outside profit or loss is recognized outside profit or loss (either in other comprehensive income or in equity). Deferred tax items are recognized in correlation to the underlying transaction either in OCI or directly in equity.

Deferred tax assets and deferred tax liabilities are offset if a legally enforceable right exists to set off current tax assets against current tax liabilities and the deferred taxes relate to the same taxable entity and the same taxation authority.

**(g) Property, Plant and Equipment**

The company has elected to continue with the carrying value of all of its property, plant and equipment recognized as at March 31, 2015 measured as per the previous GAAP and use that carrying value as the deemed cost of the property, plant and equipment as on April 01, 2015. (date of transition to Ind AS).

Capital work in progress includes cost of property, plant and equipment under installation / under development as at the balance sheet date.

Plant and equipment is stated at cost, net of accumulated depreciation and accumulated impairment losses, if any. Such cost includes the cost of replacing part of the plant and equipment and borrowing costs for long-term construction projects if the recognition criteria are met. When



**GMR Hyderabad Aerotropolis Limited**

**CIN: U45400TG2007PLC054827**

**Notes to the Financial Statements for the year ended March 31, 2023**

**(All amounts in Rupees in lakhs, unless otherwise stated)**

significant parts of plant and equipment are required to be replaced at intervals, the Company depreciates them separately based on their specific useful lives. All other repair and maintenance costs are recognised in profit or loss as incurred.

Depreciation is calculated on a straight-line basis over the estimated useful lives of the assets as follows:

Particulars	Useful lives as per Schedule -II of Companies Act, 2013	Useful lives estimated by the management (years)
Buildings on leasehold land	30	30
Buildings - Others	3	3
Non-Carpeted Roads	3	3
Roads- Other than RCC	5	10 *
Electrical installations and equipment	10	10
Computers and data processing units	3 or 6	3 or 6

The management has estimated, supported by independent assessment of professionals, the useful lives of the following class of assets.

\*The useful lives of Roads - other than RCC are estimated as 10 years. This is higher than those indicated in schedule II

An item of property, plant and equipment and any significant part initially recognised is de-recognised upon disposal or when no future economic benefits are expected from its use or disposal. Any gain or loss arising on de-recognition of the asset (calculated as the difference between the net disposal proceeds and the carrying amount of the asset) is included in the income statement when the asset is de-recognised.

The residual values, useful lives and methods of depreciation of property, plant and equipment are reviewed at each financial year end and adjusted prospectively, if appropriate.

#### **(h) Leases**

The standard sets out the principles for the recognition, measurement, presentation and disclosure of leases and requires lessees to account for all leases under a single on-balance sheet model.

##### **Company as a Lessor:**

Leases for which the Company is a lessor is classified as a finance or operating lease. Whenever the terms of the lease transfer substantially all the risks and rewards of ownership to the lessee, the contract is classified as a finance lease. All other leases are classified as operating leases.



**GMR Hyderabad Aerotropolis Limited**

**CIN: U45400TG2007PLC054827**

**Notes to the Financial Statements for the year ended March 31, 2023**

**(All amounts in Rupees in lakhs, unless otherwise stated)**

When the Company is an intermediate lessor, it accounts for its interests in the head lease and the sublease separately. The sublease is classified as a finance or operating lease by reference to the right-of-use asset arising from the head lease.

For operating leases, rental income is recognized on a straight-line basis over the term of the relevant lease. Lessor accounting under Ind AS 116 is substantially unchanged from requirement under Ind AS 17. Lessors will continue to classify leases as either operating or finance leases using similar principles as in Ind AS 17. Therefore, Ind AS 116 did not have an impact for leases where the company is the lessor, except for recording the lease rent on systematic basis or straight-line basis as against Ind AS 17 wherein, there was an exemption for not providing straight lining in case the escalations are in line with the inflation.

#### **Company as a Lessee:**

##### **Right-of-use assets**

The Company recognises right-of-use assets at the commencement date of the lease (i.e., the date the underlying asset is available for use). Right-of-use assets are measured at cost, less any accumulated depreciation and impairment losses, and adjusted for any re-measurement of lease liabilities. The cost of right-of-use assets includes the amount of lease liabilities recognised, initial direct costs incurred, and lease payments made at or before the commencement date less any lease incentives received. Unless the Company is reasonably certain to obtain ownership of the leased asset at the end of the lease term, the recognised right-of-use assets are depreciated on a straight-line basis over the shorter of its estimated useful life and the lease term. Right-of-use assets are subject to impairment.

##### **Lease liabilities**

At the commencement of the lease, the Company recognizes lease liabilities measured at the present value of lease payments to be made over the lease term. The lease payments include fixed payments (including in-substance fixed payments) less any lease incentives receivable, variable lease payments that depend on an index or a rate, and amounts expected to be paid under residual value guarantees. The lease payments also include the exercise price of a purchase option reasonably certain to be exercised by the Company and payments of penalties for terminating a lease, if the lease term reflects the Company exercising the option to terminate. The variable lease payments that do not depend on an index or a rate are recognised as expense in the period on which the event or condition that triggers the payment occurs.

In calculating the present value of lease payments, the Company uses the incremental borrowing rate at the lease commencement date if the interest rate implicit in the lease is not readily determinable. After the commencement date, the amount of lease liabilities is increased to reflect the accretion of interest and reduced for the lease payments made. In addition, the carrying amount of lease liabilities is remeasured if there is a modification, a





**GMR Hyderabad Aerotropolis Limited**

**CIN: U45400TG2007PLC054827**

**Notes to the Financial Statements for the year ended March 31, 2023**

**(All amounts in Rupees in lakhs, unless otherwise stated)**

change in the lease term, a change in the in-substance fixed lease payments or a change in the assessment to purchase the underlying asset.

**Short-term leases and leases of low-value assets**

The Company applies the short-term lease recognition exemption to its short-term leases of machinery and equipment (i.e., those leases that have a lease term of 12 months or less from the commencement date and do not contain a purchase option). It also applies the lease of low-value assets recognition exemption to leases of office equipment that are considered of low value (i.e., below Rs. 50,000). Lease payments on short-term leases and leases of low-value assets are recognised as expense on a straight-line basis over the lease term.

**(i) Borrowing costs**

Borrowing costs directly attributable to the acquisition, construction or production of an asset that necessarily takes a substantial period of time to get ready for its intended use or sale are capitalized as part of the cost of the asset. All other borrowing costs are expensed in the period in which they occur. Borrowing costs consist of interest and other costs that an entity incurs in connection with the borrowing of funds. Borrowing cost also includes exchange differences to the extent regarded as an adjustment to the borrowing costs.

**(j) Impairment of non-financial assets**

The Company assesses, at each reporting date, whether there is an indication that an asset may be impaired. If any indication exists, or when annual impairment testing for an asset is required, the Company estimates the asset's recoverable amount. An asset's recoverable amount is the higher of an asset's or cash-generating unit's (CGU) fair value less costs of disposal and its value in use. Recoverable amount is determined for an individual asset, unless the asset does not generate cash inflows that are largely independent of those from other assets or groups of assets. When the carrying amount of an asset or CGU exceeds its recoverable amount, the asset is considered impaired and is written down to its recoverable amount.

In assessing value in use, the estimated future cash flows are discounted to their present value using a pre-tax discount rate that reflects current market assessments of the time value of money and the risks specific to the asset. In determining fair value less costs of disposal, recent market transactions are taken into account. If no such transactions can be identified, an appropriate valuation model is used. These calculations are corroborated by valuation multiples, quoted share prices for publicly traded companies or other available fair value indicators.

The Company bases its impairment calculation on detailed budgets and forecast calculations, which are prepared separately for each of the Company's CGUs to which the individual assets are allocated.

Impairment losses of continuing operations, including impairment on inventories, are recognised in the statement of profit and loss, except for properties previously revalued with



**GMR Hyderabad Aerotropolis Limited**

**CIN: U45400TG2007PLC054827**

**Notes to the Financial Statements for the year ended March 31, 2023**

**(All amounts in Rupees in lakhs, unless otherwise stated)**

the revaluation surplus taken to OCI. For such properties, the impairment is recognised in OCI up to the amount of any previous revaluation surplus. An assessment is made at each reporting date to determine whether there is an indication that previously recognised impairment losses no longer exist or have decreased. If such indication exists, the Company estimates the asset's or CGU's recoverable amount. A previously recognised impairment loss is reversed only if there has been a change in the assumptions used to determine the asset's recoverable amount since the last impairment loss was recognised. The reversal is limited so that the carrying amount of the asset does not exceed its recoverable amount, nor exceed the carrying amount that would have been determined, net of depreciation, had no impairment loss been recognised for the asset in prior periods/ years. Such reversal is recognised in the statement of profit or loss unless the asset is carried at a revalued amount, in which case, the reversal is treated as a revaluation increase.

**(k) Provisions**

General Provisions are recognised when the Company has a present obligation (legal or constructive) as a result of a past event and it is probable that an outflow of resources embodying economic benefits will be required to settle the obligation and a reliable estimate can be made of the amount of the obligation. When the Company expects some or all of a provision to be reimbursed, for example, under an insurance contract, the reimbursement is recognised as a separate asset, but only when the reimbursement is virtually certain. The expense relating to a provision is presented in the statement of profit and loss net of any reimbursement.

If the effect of the time value of money is material, provisions are discounted using a current pre-tax rate that reflects, when appropriate, the risks specific to the liability. When discounting is used, the increase in the provision due to the passage of time is recognised as a finance cost.

**(l) Financial instruments**

A financial instrument is any contract that gives rise to a financial asset of one entity and a financial liability or equity instrument of another entity.

**i. Financial assets**

**(A) Initial recognition and measurement:**

All financial assets are recognised initially at fair value plus, in the case of financial assets not recorded at fair value through profit or loss, transaction costs that are attributable to the acquisition of the financial asset. Purchases or sales of financial assets that require delivery of assets within a time frame established by regulation or convention in the market place (regular way trades) are recognised on the trade date, i.e., the date that the Company commits to purchase or sell the asset.



GMR Hyderabad Aerotropolis Limited

CIN: U45400TG2007PLC054827

Notes to the Financial Statements for the year ended March 31, 2023

(All amounts in Rupees in lakhs, unless otherwise stated)

**(B) Subsequent measurement:**

For purposes of subsequent measurement, financial assets are classified in two broad categories:

- a. Financial assets at amortised cost
- b. Financial assets at fair value through profit or loss (FVTPL)

**Financial assets at amortised cost:** A 'Financial asset' is measured at the amortised cost if both the following conditions are met:

- a. The asset is held within a business model whose objective is to hold assets for collecting contractual cash flows, and
- b. Contractual terms of the asset give rise on specified dates to cash flows that are solely payments of principal and interest (SPPI) on the principal amount outstanding.

After initial measurement, such financial assets are subsequently measured at amortised cost using the effective interest rate (EIR) method.

Amortised cost is calculated by taking into account any discount or premium on acquisition and fees or costs that are an integral part of the EIR. The EIR amortisation is included in other income in the profit or loss. The losses arising from impairment are recognised in the profit or loss. This category generally applies to trade and other receivables.

**Financial assets at FVTPL:** FVTPL is a residual category for financial assets. Any Financial asset, which does not meet the criteria for categorization as at amortized cost or as at Fair Value through OCI (FVTOCI), is classified as at FVTPL.

In addition, the Company may elect to designate a Financial assets, which otherwise meets amortized cost or FVTOCI criteria, as at FVTPL. However, such election is allowed only if doing so reduces or eliminates a measurement or recognition inconsistency (referred to as 'accounting mismatch'). Financial assets included within the FVTPL category are measured at fair value with all changes recognized in the Profit and Loss.

**(C) De-recognition:**

A financial asset (or, where applicable, a part of a financial asset or part of a group of similar financial assets) is primarily de-recognised (i.e. removed from the Company's balance sheet) when:

- a) The rights to receive cash flows from the asset have expired, or
- b) The Company has transferred its rights to receive cash flows from the asset, and
- c) The Company has transferred substantially all the risks and rewards of the asset, or
- d) The Company has neither transferred nor retained substantially all the risks and rewards of the asset, but has transferred control of the asset.



GMR Hyderabad Aerotropolis Limited

CIN: U45400TG2007PLC054827

Notes to the Financial Statements for the year ended March 31, 2023

(All amounts in Rupees in lakhs, unless otherwise stated)

## B. Financial liabilities

### *Initial recognition and measurement:*

Financial liabilities are classified, at initial recognition, as financial liabilities at fair value through profit or loss, loans and borrowings, payables, or as derivatives designated as hedging instruments in an effective hedge, as appropriate.

All financial liabilities are recognised initially at fair value and, in the case of loans and borrowings and payables, net of directly attributable transaction costs.

### *Subsequent measurement:*

The measurement of financial liabilities depends on their classification, as described below:

#### (i) Financial liabilities at fair value through profit or loss:

Financial liabilities at fair value through profit or loss include financial liabilities designated upon initial recognition as at fair value through profit or loss.

Financial liabilities designated upon initial recognition at fair value through profit or loss are designated as such at the initial date of recognition, and only if the criteria in Ind AS 109 are satisfied. For liabilities designated as FVTPL, fair value gains/ losses attributable to changes in own credit risk are recognized in OCI. These gains/ losses are not subsequently transferred to Statement of Profit and Loss. However, the Company may transfer the cumulative gain or loss within equity. All other changes in fair value of such liability are recognised in the statement of profit or loss. The Company has not designated any financial liability as at fair value through profit and loss.

#### (ii) Loans and borrowings:

After initial recognition, interest-bearing loans and borrowings are subsequently measured at amortized cost using the EIR method. Gains and losses are recognised in profit or loss when the liabilities are derecognized as well as through the EIR amortization process.

Amortized cost is calculated by taking into account any discount or premium on acquisition and fees or costs that are an integral part of the EIR. The EIR amortization is included as finance costs in the statement of profit and loss.

### *De-recognition:*

A financial liability is derecognized when the obligation under the liability is discharged or cancelled or expires.

## C. Reclassification of financial assets and Liabilities:

The Company determines classification of financial assets and liabilities on initial recognition. After initial recognition, no reclassification is made for financial assets which are equity instruments and financial liabilities. If the Company reclassifies financial assets, it applies the reclassification prospectively from the reclassification date which is the first day of the



**GMR Hyderabad Aerotropolis Limited**

**CIN: U45400TG2007PLC054827**

**Notes to the Financial Statements for the year ended March 31, 2023**

**(All amounts in Rupees in lakhs, unless otherwise stated)**

immediately next reporting period following the change in business model. The Company does not restate any previously recognised gains, losses (including impairment gains or losses) or interest.

**(m) Cash and cash equivalents**

Cash and cash equivalents in the balance sheet comprise cash at banks and on hand and short-term deposits with an original maturity of three months or less, which are subject to an insignificant risk of changes in value.

For the purpose of the statement of cash flows, cash and cash equivalents consist of cash and short-term deposits, as defined above, net of outstanding bank overdrafts as they are considered an integral part of the Company's cash management.

**(n) Contingent liabilities**

A contingent liability is a possible obligation that arises from past events whose existence will be confirmed by the occurrence or non-occurrence of one or more uncertain future events beyond the control of the Company or a present obligation that is not recognized because it is not probable that an outflow of resources will be required to settle the obligation. A contingent liability also arises in extremely rare cases where there is a liability that cannot be recognized because it cannot be measured reliably. The Company does not recognize a contingent liability but discloses its existence in the financial statements.

Contingent assets are only disclosed when it is probable that the economic benefits will flow to the entity.

**(o) Earnings per share**

Basic Earnings per Share is calculated by dividing the net profit or loss for the period attributable to equity shareholders by the weighted average number of Equity shares outstanding during the year.

For the purpose of calculating Diluted Earnings per Share, the net profit or loss for the period attributable to equity shareholders and the weighted average number of shares outstanding during the period are adjusted for the effects of all dilutive potential equity shares.





**GMR Hyderabad Aerotropolis Limited**

**CIN: U45400TG2007PLC054827**

**Notes to the Financial Statements for the year ended March 31, 2023**

**(All amounts in Rupees in lakhs, unless otherwise stated)**

**(p) Defined benefit Plans**

The cost of the defined benefit gratuity plan and other post-employment benefits and the present value of the gratuity obligation are determined using actuarial valuations. An actuarial valuation involves making various assumptions that may differ from actual developments in the future. These include the determination of the discount rate, future salary increases and mortality rates. Due to the complexities involved in the valuation and its long-term nature, a defined benefit obligation is highly sensitive to changes in these assumptions. All assumptions are reviewed at each reporting date.

The parameter most subject to change is the discount rate. In determining the appropriate discount rate for plans operated in India, the management considers the interest rates of government bonds in currencies consistent with the currencies of the post-employment benefit obligation.

The mortality rate is based on publicly available mortality tables for the specific countries. Those mortality tables tend to change only at interval in response to demographic changes. Future salary increases and gratuity increases are based on expected future inflation rates for the respective countries.



**GMR Hyderabad Aerotropolis Limited**

CIN No. U45400TG2007PLC054827

**Notes to the Financial statements for the year ended March 31, 2023**

(All amounts in Indian Rupees lakhs, except as otherwise stated)

**3 Property, Plant and Equipment**

	Buildings	Roads	Electrical Equipment	Plant and Machinery	Lease hold improvements	Computers	Furniture and fixtures	Office Equipment	Total
<b>Gross block</b>									
As at April 01, 2021	6,045.56	220.93	1,238.48	807.07	695.29	28.31	406.56	9.94	9,452.14
Additions	166.76	-	73.56	81.66	-	16.14	-	-	338.12
Disposals	-	-	-	-	-	-0.60	-	-	-0.60
As at March 31, 2022	6,212.32	220.93	1,312.04	888.73	695.29	43.85	406.56	9.94	9,789.67
Additions	291.15	-	136.80	1.38	327.74	25.62	0.11	75.90	858.68
Adjustments	-	-	-	-15.65	-	-	-43.96	-	-59.61
As at March 31, 2023	6,503.47	220.93	1,448.84	874.46	1,023.03	69.47	362.71	85.84	10,588.73
<b>Depreciation Block</b>									
As at April 01, 2021	502.70	158.77	36.14	8.84	79.29	17.46	7.93	3.86	814.99
Charges for the year	363.82	57.54	123.94	58.25	36.24	10.05	40.78	1.99	692.60
Disposals	-	-	-	-	-	-	-	-	-
As at March 31, 2022	866.52	216.31	160.08	67.09	115.53	27.51	48.71	5.85	1,507.60
Charges for the period	187.86	3.06	137.35	68.34	45.12	12.81	42.73	12.92	510.19
Disposals	-	-	-	-	-	-	-	-	-
As at March 31, 2023	1,054.38	219.37	297.43	135.43	160.65	40.32	91.44	18.77	2,017.79
<b>Net block</b>									
As at March 31, 2022	5,345.80	4.62	1,151.96	821.64	579.76	16.34	357.85	4.09	8,282.06
As at March 31, 2023	5,449.09	1.56	1,151.41	739.03	862.38	29.15	271.27	67.07	8,570.94



GMR Hyderabad Aerotropolis Limited

CIN : U45400TG2007PLC054827

Notes to the Financial statements for the year ended March 31, 2023

4 Capital Work in Progress

For the period ended March 31, 2023

₹ in Lakh

S. No	Particulars	As at 01.04.2022	Additions	Deletions	Adjustments	As at 31.03.2023
1	Civil works	479.24	839.03	697.57	203.52	417.19
2	Consultancy Expenses	784.75	63.14	-	-	847.88
3	Design and Drawings	57.11	-	-	-	57.11
4	Travelling and conveyance	32.00	-	-	-	32.00
5	Interest on Unsecured Loans	57.59	-	-	-	57.59
6	Land Lease rentals	25.49	-	-	-	25.49
7	Other Expenses	235.39	93.60	144.15	-	184.85
	<b>Sub -Total</b>	<b>1,671.57</b>	<b>995.77</b>	<b>841.71</b>	<b>203.52</b>	<b>1,622.11</b>
	Less : Temporary lease rentals earned net of taxes	57.43	-	-	-	57.43
	<b>Grand Total (Refer Note 50 &amp; 51)</b>	<b>1,614.14</b>	<b>995.77</b>	<b>841.71</b>	<b>203.52</b>	<b>1,564.68</b>

For the year ended March 31, 2022

₹ in Lakh

S. No	Particulars	As at 01.04.2021	Additions	Deletions	Adjustments	As at 31.03.2022
01	Civil works	235.49	1,386.73	1,142.96	-	479.25
02	Consultancy Expenses	648.11	136.64	-	-	784.75
03	Design and Drawings	57.11	-	-	-	57.11
04	Travelling and conveyance	32.00	-	-	-	32.00
05	Interest on Unsecured Loans	52.71	4.88	-	-	57.59
06	Land Lease rentals	25.49	-	-	-	25.49
07	Other Expenses	215.99	56.50	37.10	-	235.38
	<b>Sub -Total</b>	<b>1,266.89</b>	<b>1,584.75</b>	<b>1,180.06</b>	<b>-</b>	<b>1,671.57</b>
	Less : Temporary lease rentals earned net of taxes	57.43	-	-	-	57.43
	<b>Grand Total (Refer Note 50 &amp; 51)</b>	<b>1,209.46</b>	<b>1,584.75</b>	<b>1,180.06</b>	<b>-</b>	<b>1,614.14</b>

\* Adjustment include Expenditure of 203.52 lakhs incurred for Land Levelling , construction of retaining wall, Drainages etc relating to Logistics Park Project charged to P&L as Construction Land Development charges.





GMR Hyderabad Aerotropolis Limited

CIN No.U45400TG2007PLC054827

Notes to the Financial statements for the year ended March 31, 2023

5. Right of Use of Assets

For the period ended March 31, 2023

₹ in Lakh

Particulars	Gross Block			Depreciation Block		Net Block	
	As at 01.04.2022	Additions	Deletions	As at 31.03.2023	Up to 01.04.2022	for the year 31.03.2023	As at 31.03.2023
Lease asset	36.26	-	0.01	36.26	4.65	0.72	30.88
Grand Total	36.26	-	0.01	36.26	4.65	0.72	30.88

For the year ended March 31, 2022

₹ in Lakh

Particulars	Gross Block			Depreciation Block		Net Block	
	As at 01.04.2021	Additions	Deletions	As at 31.03.2022	Up to 01.04.2021	for the year 31.03.2022	As at 31.03.2021
Lease asset	36.48	-	0.22	36.27	3.93	0.72	32.56
Grand Total	36.48	-	0.22	36.27	3.93	0.72	32.56



**GMR Hyderabad Aerotropolis Limited**

**CIN No.U45400TG2007PLC054827**

**Notes to the Financial statements for the year ended March 31, 2023**

**(All amounts in Indian Rupees lakhs, except as otherwise stated)**

<b>6</b>	<b>Other Intangible Assets</b>	<b>Computer software</b>
	<b>Gross block</b>	
	As at April 01, 2021	20.83
	Additions	1.40
	Disposals	-
	<b>As at March 31, 2022</b>	<b>22.23</b>
	Additions	42.72
	Disposals	-
	<b>As at March 31, 2023</b>	<b>64.95</b>
	<b>Depreciation Block</b>	
	As at April 01, 2021	16.73
	Charges for the year	4.20
	Disposals	-
	<b>As at March 31, 2022</b>	<b>20.93</b>
	Charges for the year	9.51
	Disposals	-
	<b>As at March 31, 2023</b>	<b>30.44</b>
	<b>Net block</b>	
	As at March 31, 2022	1.29
	As at March 31, 2023	34.51



**GMR Hyderabad Aerotropolis Limited**  
**CIN No.U45400TG2007PLC054827**  
**Notes to the Financial statements for the year ended March 31, 2023**  
**(All amounts in Indian Rupees lakhs, except as otherwise stated)**

Note No.	Particulars	As at March 31, 2023	As at March 31, 2022
<b>7 Investments</b>			
	<b>Non-current investments: (At Cost)</b>		
	<b>Investment in equity instruments (unquoted)</b>		
	<b>Investment in Joint Ventures</b>		
	GMR Logistics Park Private Limited - Equity Shares		
	Shares - March 31 2023: 1,77,15,078 and March 31 2022: 1,77,15,078		
	In value at Rs 10 per share	1,771.51	1,771.51
	<b>Investment in Equity Shares (unquoted)</b>		
	GMR Hyderabad Airport Assets Limited - Equity Shares		
	In value at Rs 10 per share (1,00,000 shares)	-	10.00
	<b>Investment in Optionally Convertible Debentures (unquoted)</b>		
	<b>Investment in Joint Ventures</b>		
	GMR Logistics Park Private Limited - Optionally Convertible Debentures		
	In Value at Rs 100 per Debenture		
	Shares - March 31 2023: 16,35,000 and March 31 2022: 16,35,000	1,635.00	1,635.00
	<b>Investment in Non Convertible Debentures (unquoted)</b>		
	<b>Investment in Joint Ventures</b>		
	GMR Logistics Park Private Limited - Non Convertible Debentures		
	In Value at Rs 100 per Debenture		
	Shares - March 31 2023: 26,40,000 and March 31 2022: 4,50,000	2,640.00	450.00
	<b>Total</b>	<b>6,046.51</b>	<b>3,866.51</b>
<b>8 Financial Asset - Non-Current</b>			
	<b>(i) Other Financial Asset</b>		
	a. Interest Accrued on Long Term Investments	-	237.00
	b. Lease Receivable	703.40	1,509.74
	c. Non Current Bank Balances	226.73	-
	<b>Total</b>	<b>930.13</b>	<b>1,746.74</b>
<b>9 Other Non Current Assets</b>			
	<b>A. Capital Advances - Unsecured, Considered Good</b>	115.80	110.62
	<b>Total (A)</b>	<b>115.80</b>	<b>110.62</b>
	<b>B. Others:</b>		
	Balance with Statutory Authorities	1,658.69	18.61
	Lease Equalisation Receivable	487.21	231.29
	<b>Total (B)</b>	<b>2,145.90</b>	<b>249.90</b>
	<b>Total(A+B)</b>	<b>2,261.70</b>	<b>360.52</b>
<b>10 Investments - Current</b>			
	<b>Investments in Mutual Funds</b>		
	<b>ABSL Overnight - Direct Growth</b>		
	(Mar-23: 45,560.39 Units) (Mar -22: 10,923.32 Units)	365.45	125.57
	<b>Tata Overnight Fund - Direct Plan Growth ( Mar-23 :</b>		
	<b>(Mar-23: Total - 30,902.25 Units)</b>	552.39	-
	<b>Total (A)</b>	<b>917.84</b>	<b>125.57</b>
	<b>Investment in Equity Shares (unquoted)</b>		
	GMR Hyderabad Airport Assets Limited - Equity Shares		
	In value at Rs 10 per share (1,00,000 shares)	10.00	-
	<b>Total (B)</b>	<b>10.00</b>	<b>-</b>
	<b>Total (A+B)</b>	<b>927.84</b>	<b>125.57</b>



**GMR Hyderabad Aerotropolis Limited**  
**CIN No.U45400TG2007PLC054827**  
**Notes to the Financial statements for the year ended March 31, 2023**  
**(All amounts in Indian Rupees lakhs, except as otherwise stated)**

Note No.	Particulars	As at March 31, 2023	As at March 31, 2022
<b>11</b>	<b>Trade Receivables (Refer Note 40 &amp; 52)</b>		
	<i>Unsecured, Considered Good</i>		
	Related	62.86	58.36
	Others	357.76	184.40
	Less: Expected Credit Loss on above	-	-14.82
	<b>Total</b>	<b>420.62</b>	<b>227.94</b>
No trade or other receivable are due from directors or other officers of the company either severally or jointly with any other person. Nor any trade or other receivable are due from firms or private companies respectively in which any director is a partner, a director or a member.			
<b>12A</b>	<b>Cash and cash equivalents</b>		
	<i>Balances in bank a/c's</i>		
	Current Accounts	668.53	1,575.21
	<b>Total</b>	<b>668.53</b>	<b>1,575.21</b>
<b>12B</b>	<b>Bank Balances - Current:</b>		
	Bank Balances		
	Deposits with more than three months and less than twelve months maturity	-	216.58
	<b>Total</b>	<b>-</b>	<b>216.58</b>
<b>13</b>	<b>Loans</b>		
	Loans to Related Parties	-	-
	Loans to Employees	0.04	0.04
	<b>Total</b>	<b>0.04</b>	<b>0.04</b>
<b>14</b>	<b>Other financial assets - Current</b>		
	a. Interest Accrued on Fixed Deposits	2.43	1.79
	b. Non Trade Receivables	0.90	0.46
	c. Lease Receivable	866.01	-
	d. Interest Accrued on Long Term Investments	611.06	-
	<b>Total</b>	<b>1,480.40</b>	<b>2.25</b>
<b>15</b>	<b>Other Current Assets</b>		
	a. Advance for Purchases and Expenses	23.52	20.73
	b. Advance to Employees	5.63	3.19
	c. Balance with Statutory Authorities	365.44	1,750.09
	d. Prepaid expenses	8.11	15.89
	<b>Total</b>	<b>402.70</b>	<b>1,789.90</b>



**GMR Hyderabad Aerotropolis Limited**  
**CIN No.U45400TG2007PLC054827**  
**Notes to the Financial statements for the year ended March 31, 2023**  
**(All amounts in Indian Rupees lakhs, except as otherwise stated)**

Note No.	Particulars	As at March 31, 2023	As at March 31, 2022
<b>16</b>	<b>Equity Share Capital</b>		
A.	<i>Authorised Share Capital:</i>		
	13,00,00,000 Equity Shares of Rs. 10/- each	13,000.00	5,000.00
B.	<i>Issued, Subscribed and Fully Paid up share capital:</i>		
	11,18,83,600 Equity Shares of Rs. 10/- each	<b>11,188.36</b>	<b>4,988.36</b>
C.	<i>Reconciliation of the shares outstanding at the beginning and at the end of period</i>		
	In no. of Shares		
	At the beginning of the year / period	498.84	905.00
	Transfer of share capital on account of demerger	-	(406.16)
	Issued during the year	620.00	-
	Outstanding at the end of the period	1,118.84	498.84
	In value of Shares		
	At the beginning of the year / period	4,988.36	9,050.00
	Transfer of share capital on account of demerger	-	(4,061.64)
	Issued during the year	6,200.00	-
	Outstanding at the end of the period	11,188.36	4,988.36
D.	<i>Rights attached to the Equity Shares:</i>		
	The company has only one class of equity shares having a face value of Rs. 10/- per share with one vote per each share. The company declares and pays dividends in Indian rupees. The dividend proposed by the Board of Directors is subject to the approval of the shareholders in the ensuing Annual General Meeting.		
	In the event of liquidation of the Company, the holders of equity shares will be entitled to receive remaining assets of the company, after distribution of all preferential amounts. The distribution will be in proportion to the number of equity shares held by the shareholders.		
E.	<i>Shares held by Holding Company:</i>		
	M/s. GMR Hyderabad International Airport Limited	1,118.84	498.84
F.	<i>Details of Shareholders holding more than 5% shares in the company:</i>		
	<i>Equity Shares:</i>		
	a. M/s. GMR Hyderabad International Airport Limited	100%	100%
	As per records of the Company, including its register of shareholders/ members and other declaration received from shareholders regarding beneficial interest, the above shareholding represent both legal and beneficial ownership of		
	During the period, authorized share capital has been increased from Rs.5,000 lakhs to Rs.13,000 lakhs. Also, 4,70,00,000 equity shares of Rs.10 each were allotted on August 30, 2022 pursuant to letter of offer dated August 26, 2022 for issue of shares on rights basis. And during the the month of march the company have allotted 1,50,00,000 equity shares , as a right issue, of Rs. 10 each to GHIAL on March 25, 2023.		
<b>17</b>	<b>Other Equity</b>	<b>As at March 31, 2023</b>	<b>As at March 31, 2022</b>
A.	<i>Retained earnings</i>		
	a. At the beginning of the year / period	(2,674.98)	(1,592.39)
	b. Profit/(Loss) for the year / period	(1,036.82)	(398.93)
	c. Less: on Account of Demerger	-	(683.65)
	d. At the end of the year / period	<b>(3,711.80)</b>	<b>(2,674.98)</b>
<b>18A</b>	<b>Borrowings - Non Current</b>	<b>As at March 31, 2023</b>	<b>As at March 31, 2022</b>
	A. Term loan from financial institutions (Secured)	5,636.01	5,967.99
	B. Term loan from Related parties- Unsecured	-	1,100.00
	Less: Current Maturities of Loans from Financials Institutions	812.50	350.00
	<b>Total</b>	<b>4,823.51</b>	<b>6,717.99</b>



**GMR Hyderabad Aerotropolis Limited**  
**CIN No.U45400TG2007PLC054827**  
**Notes to the Financial statements for the year ended March 31, 2023**  
**(All amounts in Indian Rupees lakhs, except as otherwise stated)**

Note No.	Particulars	As at March 31, 2023	As at March 31, 2022
<b>18B</b>	<b>Borrowings - Current</b>		
	A. Term loan from financial institutions (Secured)	812.50	350.00
	B. Term loan from Related parties- Unsecured	1,000.00	-
	<b>Total</b>	<b>1,812.50</b>	<b>350.00</b>

(i) During the FY 19-20, the company has taken Term loan from ABFL at an interest rate of 9.65 % p.a., repayable over 32 structures Quarterly installments beginning from September 2021. The interest rate is reset to 8.95% w.e.f. December 01, 2021.

The obligations of the Borrower under the Facility including all interest and other mories in respect thereof shall be secured by a first ranking charge, over the following:

- a. Mortgage of the Borrower's rights, title, interest w.r.t. sub lease land of 1.5 acres together with all building, structures, etc. on the said land, ensuring security cover of at least 1.5x pertaining to this Project.
- b. Borrower's movable assets pertaining to this Project including movable machinery, machinery spares, tools and accessories, furniture, fixtures, vehicles and other movable assets, present and future, and intangibles (including goodwill, trademarks, patents), of whatsoever nature and wherever arising, both present and future;
- c. Revenues, book debts, bank accounts including TRA, DSR and other reserves established by the Borrower in consultation with the Lender pertaining to this Project;
- d. All rights, title, interest, benefits available under the Project Documents;

(ii) During the FY 21-22, company has taken an additional emergency credit facility (ECLGS loan) of Rs. 13.50 Crs from ABFL on 31st March 2022.

- a. Repayment of such Loan will be in 48 equal monthly installments after a moratorium of 12 months from the date of first disbursement.
- b. The interest rate applicable on the facility shall be equal to 8.95% p.a. payable monthly, fully floating linked to the ABFL LTRR (Long Term Reference Rate).
- c. This facility shall be in line with the existing term loan facility extended by ABFL to GHAL.
- d. The Borrowings are utilized for the purpose for which are borrowed and there are no charges or satisfaction to be registered with ROC beyond the statutory period.



GMR Hyderabad Aerotropolis Limited

CIN No.U45400TG2007PLC054827

Notes to the Financial Statements for the year ended March 31, 2023

**19 Lease Liability**

**For the Period ended March 31, 2023**

**₹ in Lakh**

Sl. No.	Particulars	As at 01.04.2022	Additions	Interest expense	Payments	As at 31.03.2023
01	Lease Liability	51.64	-	5.33	7.67	49.30
	<b>Grand Total</b>	<b>51.64</b>	<b>-</b>	<b>5.33</b>	<b>7.67</b>	<b>49.30</b>

	Current and Non Current				As at 31.03.2023	As at 31.03.2022
	Current				4.70	3.42
	Non Current				44.60	48.22

**₹ in Lakh**

Sl. No.	Particulars	As at 01.04.2021	Additions	Interest expense	Payments	As at 31.03.2022
01	Lease Liability	50.75		4.31	3.42	51.64
	<b>Grand Total</b>	<b>50.75</b>		<b>4.31</b>	<b>3.42</b>	<b>51.64</b>

	Current and Non Current				As at 31.03.2022	As at 31.03.2021
	Current				3.42	3.42
	Non Current				48.22	47.33



**GMR Hyderabad Aerotropolis Limited**  
**CIN No.U45400TG2007PLC054827**  
**Notes to the Financial statements for the year ended March 31, 2023**  
**(All amounts in Indian Rupees lakhs, except as otherwise stated)**

Note No.	Particulars	As at March 31, 2023	As at March 31, 2022
<b>20</b>	<b>Other Financial Liabilities</b>		
	Security Deposits from Customers		
	a. Related Parties	35.69	-
	b. Others	273.13	145.06
	<b>Total</b>	<b>308.82</b>	<b>145.06</b>
<b>21</b>	<b>Long Term Provisions</b>		
	<b>For Employee Benefits</b>		
	A. Provision for Gratuity	-	7.42
	B. Provision for Leave Encashment	-	41.98
	<b>Total</b>	<b>-</b>	<b>49.40</b>
<b>22</b>	<b>Other Non - current liabilities</b>		
	Deferred Rental Income	4,681.37	4,334.90
	Unearned revenue	680.74	359.94
	<b>Total</b>	<b>5,362.11</b>	<b>4,694.83</b>
<b>23</b>	<b>Trade Payables - Current (Refer Note 40 &amp; 53)</b>		
	A. Total outstanding dues of micro enterprises and small enterprises	48.17	53.02
	<b>Total</b>	<b>48.17</b>	<b>53.02</b>
	B. Total outstanding dues of Creditors other than micro enterprises and small enterprises		
	For Supplies and Services		
	a. Related Parties	87.16	2,549.89
	b. Others	151.41	202.01
	<b>Total</b>	<b>238.57</b>	<b>2,751.90</b>
<b>24</b>	<b>Other financial liabilities - Current</b>		
	A. Security Deposits		
	Others	2,174.74	29.75
	B. Non Trade Payable	-	
	a. Related Parties	-	72.31
	b. Others	348.65	1,247.11
	C. Retention money	402.98	821.99
	<b>Total</b>	<b>2,926.37</b>	<b>2,171.16</b>
*The above 'Non-Trade Payables -Others' includes Non-trade MSME vendors which amounts to Rs. 172.09 lakhs			
* The Company has entered into an agreement with Ritnad Balved Education Foundation (Amity University) in September 2022 and received Interest Free Refundable Security Deposit of Rs.21.45 Crores and lease rentals receivable in 3 tranches of Rs.27.72 Crores each from FY 2023-24 to FY 2025-26 for establishment of University. The transaction is subject to regulatory approval which is pending to be received as on March 31, 2023.			
In view of the above, the interest free security deposit of Rs. 21.45 Crores disclosed as other financial liabilities under the head as current financial liabilities.			
<b>25</b>	<b>Short Term Provisions</b>		
	Provision for Super Annuation Fund	0.96	0.53
	Provision for Gratuity	4.02	-
	Provision for Leave Encashment	44.21	5.19
	<b>Total</b>	<b>49.19</b>	<b>5.72</b>
<b>26</b>	<b>Other current liabilities</b>		
	A. Unearned revenue	170.15	540.97
	B. Statutory Liabilities		
	a. GST Payable	36.50	16.84
	b. With holding Taxes Payable	42.42	38.98
	c. Other Payables	4.45	3.33
	C. Deferred Rental income	134.87	98.62
	D. Other Payable	16.34	5.88
	<b>Total</b>	<b>404.73</b>	<b>704.61</b>





GMR Hyderabad Aerotropolis Limited  
CIN No.U45400TG2007PLC054827  
Notes to the Financial statements for the year ended March 31, 2023  
(All amounts in Indian Rupees lakhs, except as otherwise stated)

Note No.	Particulars	For the Year ended March 31, 2023	For the Year ended March 31, 2022
<b>27</b>	<b>Revenue from Operations</b>		
	<i>A. Sale of Services</i>		
	Concession fee	71.03	24.20
	Lease income on Sub lease of ROU Assets	1256.23	1629.24
	Profit on Finance Lease	17.59	-
	<b>Total (A)</b>	<b>1344.85</b>	<b>1653.44</b>
	<i>B. Other Operating Income</i>		
	Common Area Maintenance	214.67	103.07
	<b>Total (B)</b>	<b>214.67</b>	<b>103.07</b>
	<b>Total (A+B)</b>	<b>1,559.52</b>	<b>1,756.51</b>
<b>28</b>	<b>Other Income</b>		
	<i>A. Interest Income on</i>		
	Related Parties	374.05	12.49
	Others	16.78	457.43
	<i>B. Interest Income on Finance Lease</i>	159.67	130.62
	<i>C. Other Non-operating Income</i>		
	a. Income from Investments		
	i. Change in Fair Value	2.33	-6.59
	ii. Gain on Sale of Investments	70.13	39.92
	b. Amortization of Deferred Rental Income	123.70	98.62
	c. Gain on Exchange rate Difference	-	0.00
	<i>D. Credit balances written back</i>	1.42	10.02
	<i>E. Management Fee</i>	136.31	81.54
	<i>F. Miscellaneous Income</i>	6.30	0.74
	<b>Total</b>	<b>890.69</b>	<b>824.79</b>
<b>29</b>	<b>Employee Benefit Expenses</b>		
	a. Salaries wages and bonus	446.27	298.79
	b. Contribution to provident and other funds (Refer note 35 (a)	34.01	19.89
	c. Gratuity expenses (Refer note 35 (b))	5.04	5.31
	d. Leave Encashment Expenses	6.05	36.54
	e. Staff welfare expenses	15.99	5.03
	<b>Total</b>	<b>507.36</b>	<b>365.56</b>
<b>30</b>	<b>Finance Costs</b>		
	a. Interest on Borrowings	638.42	814.99
	b. Amortization of Interest on Security Deposits	23.45	9.73
	c. Interest Others	5.33	5.49
	d. Other borrowing Costs	18.01	20.74
	<b>Total</b>	<b>685.21</b>	<b>850.95</b>
<b>31</b>	<b>Depreciation and amortisation expense</b>		
	a. Depreciation on Property ,Plant and Equipment	510.19	692.61
	b. Amortisation on Intangibles	9.51	4.20
	b. Depreciation on ROU assets	0.72	0.72
	<b>Total</b>	<b>520.42</b>	<b>697.53</b>



**GMR Hyderabad Aerotropolis Limited**

CIN No.U45400TG2007PLC054827

**Notes to the Financial statements for the year ended March 31, 2023**

**(All amounts in Indian Rupees lakhs, except as otherwise stated)**

Note No.	Particulars	For the Year ended March 31, 2023	For the Year ended March 31, 2022
<b>32</b>	<b>Other expenses</b>		
a.	Power and Water	33.47	9.57
b.	Consumption of Stores and Spares	1.93	1.62
c.	Payments to Auditors		-
i.	As auditors	3.15	3.00
ii.	For Taxation matters	1.00	1.00
iii.	for other Services	0.00	1.00
d.	Rates and Taxes	158.55	5.86
e.	Advertisement and Sales Promotion	149.66	231.15
f.	Repairs and maintenance -Others	44.78	48.90
g.	Repairs and maintenance -IT	13.78	2.21
h.	Others		
	Insurance	5.94	5.14
	Travelling and Conveyance	184.60	25.39
	Legal and professional charges	510.72	421.77
	Manpower outsourcing Charges	216.09	186.25
	Memberships & Subscriptions	0.00	3.28
	Printing and Stationery	4.14	0.72
	Meeting & Seminar	0.50	0.21
	Miscellaneous expenses	7.21	2.77
	Bank Charges	0.10	0.94
	Recruitment Expenses	6.38	-
	Communication Cost	0.85	-
	Training Expenses	1.87	-
	Provision for Bad debts	0.00	14.82
	Security Expenses	22.97	17.35
	Construction and Land Development *	203.52	-
	<b>Total</b>	<b>1,571.20</b>	<b>982.95</b>

\*Construction and Land Development Charges Expenditure incurred for Land Levelling, construction of retaining wall, Drainages etc relating to Logistics Park Project

**33 Other comprehensive income:**

Actuarial Gain/ (Losses) on Gratuity Expense for the year	5.09	0.18
<b>Total</b>	<b>5.09</b>	<b>0.18</b>



GMR Hyderabad Aerotropolis Limited

CIN: U45400TG2007PLC054827

Notes to the Financial Statements for the year ended March 31, 2023

(All amounts in Rupees in lakhs, unless otherwise stated)

**34. Earnings per share (EPS)**

The following reflects the profit and share data used in the basic and diluted Earnings per share (EPS) computations:

Particulars	For the year ended March 31, 2023	For the year ended March 31, 2022
Net loss attributable to Equity Shareholders	(1,031.73)	(398.76)
Weighted average number of equity shares of Rs. 10/-each	777.27	498.84
Earnings per equity share (Basic and Diluted) (a)/(b)	(1.33)	(0.80)

**35. Retirement and other employee benefits:**

**a) Defined contribution plan**

Contribution to provident and other funds under employee benefits expense are as under:

Particulars	For the year ended March 31, 2023	For the year ended March 31, 2022
Contribution to provident fund	22.94	13.47
Contribution to superannuation fund	11.07	6.42
<b>Total</b>	<b>34.01</b>	<b>19.89</b>

**b) Defined benefit plans:**

Gratuity liability is a defined benefit obligation which is funded through policy taken from Life Insurance Corporation of India and Liability (net of fair value of investment in LIC) is provided for on the basis of an actuarial valuation on projected unit credit method made at the end of each financial year. Every employee who has completed five years or more of service gets a gratuity on departure at 15 days' salary (based on last drawn basic salary) for each completed year of service.

The following tables summarize the components of net benefit expense recognized in the statement of profit or loss/OCI and amounts recognized in the balance sheet for defined benefit plans/obligations:

**Net employee benefit expense (recognized in Employee Cost):**

Particulars	31-Mar-23	31-Mar-22
Current service cost	5.02	4.25
Interest cost on benefit obligation	0.02	1.06
<b>Net benefit expense</b>	<b>5.04</b>	<b>5.31</b>



GMR Hyderabad Aerotropolis Limited

CIN: U45400TG2007PLC054827

Notes to the Financial Statements for the year ended March 31, 2023

(All amounts in Rupees in lakhs, unless otherwise stated)

Amount recognized in other comprehensive income: Rs. (5.09) Lakhs

Particulars	As at March 31, 2023	As at March 31, 2022
Defined Benefit Obligation	44.38	38.77
Fair Value of Plan Assets	40.36	31.35
Net Liability/(Asset)	4.02	7.42

Changes in the present value of the defined benefit obligation are as follows:

Particulars	As at March 31, 2023	As at March 31, 2022
Opening defined benefit obligation	38.77	31.77
Interest cost	2.48	2.16
Current service cost	5.02	4.25
Actuarial (Gain)/Loss	5.25	0.30
Benefits paid by the company	(7.79)	-
Acquisition cost	0.65	0.29
Closing defined benefit obligation	44.38	38.77

Changes in the fair value of plan assets are as follows: Rs.40.36 Lakhs as on 31<sup>st</sup> March 2023.

The principal assumptions used in determining gratuity obligation for the Company's plans are shown below:

	31-Mar-23	31-Mar-22
Discount rate	7.30%	7.10%
Rate of compensation increase	6.00%	6.00%
Attrition rate	5.00%	5.00%

A quantitative sensitivity analysis for significant assumption is shown below:

	31-Mar-23	31-Mar-22
<b>Discount rate</b>		
Effect due to 1% increase in discount rate	(2.59)	(2.46)
Effect due to 1% decrease in discount rate	2.94	2.77
<b>Salary escalation rate</b>		
Effect due to 1% increase in attrition rate	2.95	2.78
Effect due to 1% decrease in attrition rate	(2.64)	(2.51)
<b>Withdrawal Rate</b>		



GMR Hyderabad Aerotropolis Limited

CIN: U45400TG2007PLC054827

Notes to the Financial Statements for the year ended March 31, 2023

(All amounts in Rupees in lakhs, unless otherwise stated)

Effect due to 1% increase in withdrawal rate	0.05	0.09
Effect due to 1% decrease in withdrawal rate	(0.08)	(0.11)

The following payments are expected contributions to the defined benefit plan in the future year.

Particulars	31-Mar-23
31-Mar-24	2.43
31-Mar-25	16.18
31-Mar-26	2.45
31-Mar-27	2.76
31-Mar-28	7.08
March 31, 2029 to March 31, 2033	56.18
Particulars	31-Mar-22
31-Mar-23	2.19
31-Mar-24	2.60
31-Mar-25	14.91
31-Mar-26	2.61
31-Mar-27	2.89
March 31, 2028, to March 31, 2032	40.06

The average duration of the defined benefit plan obligation at the end of the reporting period is 10 years.

36. Liability towards compensated absence is provided based on actuarial valuation amounts to Rs. 44.21 lakhs (March 31, 2022: Rs. 47.17 lakhs).

**37. Financial Assets - Investments (detailed disclosure)**

Particulars	As at March 31, 2023		As at March 31, 2022	
	No. of units	Fair Value	No. of units	Fair Value
<b><u>Current Investments:</u></b>				
<b>A. Investment in Funds at FVTPL</b>				
Tata Overnight Fund – Direct Plan Growth	30,902.25	365.45	-	-
ABSL Overnight – Direct Growth	45,560.39	552.39	10,923.32	125.57



**GMR Hyderabad Aerotropolis Limited**

**CIN: U45400TG2007PLC054827**

**Notes to the Financial Statements for the year ended March 31, 2023**

**(All amounts in Rupees in lakhs, unless otherwise stated)**

**38.Details of transactions with related parties**

**A. Names of related parties and related party relationship**

<b>S. No</b>	<b>Relation Ship</b>	<b>Related Party Name</b>
(i)	Holding company	GMR Hyderabad International Airport Limited
(ii)	GHIAL's holding company	GMR Airports Limited
(iii)	GAL's holding company	GMR Airports Infrastructure Limited (Formerly known as GMR Infrastructure Limited)
(iv)	Ultimate holding company	GMR Enterprises Private Limited (Formerly Known as GMR Holding Private Limited)
(v)	Fellow Subsidiary Companies *	GMR Hospitality and Retail Limited GMR Hyderabad Aviation SEZ Limited GMR Hyderabad Airport Assets limited GMR Air Cargo and Aerospace Engineering Limited Raxa Security Services Limited GMR Airports Developers Limited
(vi)	Joint Venture	GMR Logistics Park Private Limited
(vii)	Key Management Personnel	Grandhi Kiran Kumar -Director and Chairman S.G.K Kishore-Director Anand Kumar Polamada- Director P.S Nair- Director Aman Kapoor- Director Sourabh Jain-Manager Madhusudhana Rao Nasapu -Chief Finance Officer Kiran Kumar Manikwar - Company Secretary



GMR Hyderabad Aerotropolis Limited

CIN: U45400TG2007PLC054827

Notes to the Financial Statements for the year ended March 31, 2023

(All amounts in Rupees in lakhs, unless otherwise stated)

Summary of Transactions with related parties is as follows

Sl. No.	Related Party Transactions	April 01, 2022 to March 31, 2023	April 01, 2021 to March 31, 2022
	<b>Services received:</b>		
	GMR Hyderabad International Airport Limited	197.85	188.10
	GMR Hospitality and Retail Limited	3.31	2.21
	GMR Airport Developers Ltd.	57.18	144.91
(i)	Raxa Security Services Limited	22.97	17.35
	GMR Hyderabad Aviation SEZ Limited	-	19.08
	Laqshya Hyderabad Airport Media Private Limited	0.61	-
	GMR Airports Limited	0.60	-
(ii)	<b>Services provided:</b>		
	GMR Hospitality and Retail Limited	193.60	390.94
	GMR Hyderabad Airport Assets Limited	3.74	-
	GMR Hyderabad Aviation SEZ Limited	67.38	66.01
	GMR Airports Limited	19.97	19.39
	GMR Logistics Park Private Limited	0.40	-
(iii)	<b>Finance Lease Income:</b>		
	GMR Logistics Park Private Limited	80.32	72.18
	<b>Development Management Support Fee (Income):</b>		
	GMR Logistics Park Private Limited	168.56	81.54
(iv)	<b>Interest on Un Secured Loan:</b>		
	GMR Hyderabad International Airport Limited	43.52	378.49
	GMR Hyderabad Aviation SEZ Limited	64.81	-
(v)	<b>Interest on Optionally Convertible Debentures</b>		
	GMR Logistics Park Private Limited	374.05	220.94
(vi)	<b>Security Deposit Received</b>		
	GMR Airports Limited	24.92	-
	GMR Logistics Park Private Limited	23.81	-
(vii)	<b>Reimbursement of expenses claimed from the Company during the year by its related parties:</b>		
	GMR Hyderabad International Airport Limited	288.85	698.20
(viii)	<b>Unsecured Loan taken or (repaid):</b>		
	GMR Hyderabad International Airport Limited	(1100.00)	(2,900.00)
	GMR Hyderabad Aviation SEZ Limited	1,000.00	-
(ix)	<b>Unsecured Loan</b>		
	GMR Hospitality and Retail Limited - Given	-	1700.00
	GMR Hospitality and Retail Limited - Receipt	-	2900.00





GMR Hyderabad Aerotropolis Limited

CIN: U45400TG2007PLC054827

Notes to the Financial Statements for the year ended March 31, 2023

(All amounts in Rupees in lakhs, unless otherwise stated)

	<i>Investment in Joint Venture:</i>		
(x)	GMR Logistics Park Private Limited	-	-
	GMR Logistics Park Private Limited – Optionally convertible Debentures	2,190	450.00
(xi)	<i>Issue of Share Capital</i>		
	GMR Hyderabad International Airport Limited	6,200.00	-
(xii)	<i>Depreciation on ROU Assets</i>		
	GMR Hyderabad International Airport Limited	0.72	0.72
(xiii)	<i>Interest on Lease liability</i>		
	GMR Hyderabad International Airport Limited	5.33	5.12
(xiv)	<i>Interest expense on Security Deposit</i>		
	GMR Logistics Park Private Limited	3.47	3.12
	GMR Airports Limited	0.67	
(xv)	<i>Amortization of deferred rental income- Security Deposit</i>		
	GMR Logistics Park Private Limited	75.85	75.74
	GMR Airports Limited	0.98	-



GMR Hyderabad Aerotropolis Limited

CIN: U45400TG2007PLC054827

Notes to the Financial Statements for the year ended March 31, 2023

(All amounts in Rupees in lakhs, unless otherwise stated)

B. Balances outstanding in related party accounts are as follows.

SL. No.	Particulars	As at March 31, 2023		As at March 31, 2022	
		Non-Current	Current	Non-Current	Current
(i)	<b>Balance Recoverable / (Payable):</b>				
	a GMR Hospitality & Retail Limited	-	4.47	-	12.47
	b GMR Hyderabad International Airport Limited	-	(88.11)	-	(1631.37)
	c Raxa Security Services Limited	-	(2.84)	-	(3.11)
	d GMR Airport Developers Ltd.	-	-	-	(67.74)
	e GMR Logistics Park Private Limited	-	45.82	-	27.50
	f GMR Aviation SEZ Limited	-	-	-	(19.08)
	g GMR Hyderabad Airport Assets Limited	-	3.74	-	(834.23)
	h GMR Airports Limited	-	6.14	-	18.39
(ii)	<b>Share Capital:</b>				
	a GMR Hyderabad International Airport Limited	(11,188.36)	-	(4988.36)	-
(iii)	<b>Investment in Joint Venture:</b>				
	a GMR Logistics Park Private Limited - Equity Shares	1,771.51	-	1,771.51	-
(iv)	<b>Unsecured Loan:</b>				
	a GMR Hyderabad International Airport Limited	-	-	(1100.00)	-
	GMR Hyderabad Aviation SEZ Limited	-	(1,000.00)	-	-
(v)	<b>Investment in Subsidiary</b>				
	a. GMR Hyderabad Airport Assets Limited	10.00	-	10.00	-
(vi)	<b>Investment in Joint Venture</b>				
	a. GMR Logistics Park Private Limited				
	Optionally Convertible Debentures	1,635.00	-	1,635.00	-
	Non-Convertible Debentures	2,640.00	-	450.00	-
(vii)	<b>Security Deposit received</b>				
	a. GMR Logistics Park Private Limited	35.69	-	31.95	-
	GMR Airports Limited	12.25	-	-	-



**GMR Hyderabad Aerotropolis Limited**

**CIN: U45400TG2007PLC054827**

**Notes to the Financial Statements for the year ended March 31, 2023**

**(All amounts in Rupees in lakhs, unless otherwise stated)**

(viii)	a.	<i>Interest accrued on Long Term Investments</i> GMR Logistics Park Private Limited	-	611.06	237.01	-
(ix)	a.	<i>Lease Receivable</i> GMR Logistics Park Private Limited	792.77	-	712.45	-
(x)	a.	<i>Lease Liability</i> GMR Hyderabad International Airport Limited	44.60	4.70	48.22	3.42
(xi)	a.	<i>Deferred Income - Security Deposits</i> GMR Logistics Park Private Limited GMR Airports Limited	3,423.20 10.63	76.26 1.72	3,407.13	77.38



GMR Hyderabad Aerotropolis Limited

CIN: U45400TG2007PLC054827

Notes to the Financial Statements for the year ended March 31, 2023

(All amounts in Rupees in lakhs, unless otherwise stated)

**C. Outstanding guarantees / pledge of equity shares as at the end of the year**

Sl. No.	Related Party Transactions	March 31, 2023	March 31, 2022
(i)	<i>Corporate Guarantee availed from the Holding company against Loan taken from bankers:</i>		
	GMR Hyderabad International Airport Limited		
	(a) Corporate Guarantee Availed	6,350.00	6,350.00
	(b) Guarantee Outstanding	5700.00	6,050.00
(ii)	<i>Bank Guarantee availed by the Company from holding company with bankers towards fulfillment of Debt Service Reserve Account compliances, as required under the loan covenants:</i>		
	GMR Hyderabad International Airport Limited	153.00	153.00

**39. Fair Values**

Set out below, is a comparison by class of the carrying amounts and fair value of the Company's financial instruments, other than those with carrying amounts that are reasonable approximations of fair values:

Particulars	Carrying value		Fair value	
	March 31, 2023	March 31, 2022	March 31, 2023	March 31, 2022
<b>Financial liabilities</b>				
Borrowings	6,636.01	7,067.99	6,636.01	7,069.99
Trade payables	286.74	2,084.92	286.74	2,084.92
Other Financial Liabilities	3,235.19	2,316.22	3,235.19	2,316.22
<b>Total</b>	<b>10,157.94</b>	<b>11,469.13</b>	<b>10,157.94</b>	<b>11,469.13</b>
<b>Financial Assets</b>				
Investment in Mutual funds	917.84	115.57	917.84	115.57
Investment in Equity Shares	10.00	10.00	10.00	10.00
Trade Receivables	420.62	227.94	420.62	227.94
Cash and cash equivalents	668.53	1,575.21	668.53	1,575.21
Other Bank balances	-	216.58	-	216.58
Loans	0.04	0.04	0.04	0.04
Other Financial assets	2,410.53	1,748.99	2,410.53	1,748.99
<b>Total</b>	<b>4,427.56</b>	<b>3,894.33</b>	<b>4,427.56</b>	<b>3,894.33</b>



**GMR Hyderabad Aerotropolis Limited**

**CIN: U45400TG2007PLC054827**

**Notes to the Financial Statements for the year ended March 31, 2023**

**(All amounts in Rupees in lakhs, unless otherwise stated)**

**(A) Significant observable inputs used in estimating the fair values**

- (i) Long-term fixed-rate and variable-rate receivables/borrowings are evaluated by the Company based on parameters such as interest rates, specific country risk factors, and individual creditworthiness of the customer and the risk characteristics of the financed project.
  - a. Interest Rate factor has been considered at a rate of 10.83% p.a by the company for discounting the Security deposit received from the customer from April 01, 2022 and at a rate of 10.40% p.a. for security deposits received from April 01, 2021

**(B) Fair valuation techniques**

The Company maintains policies and procedures to value financial assets or financial liabilities using the best and most relevant data available. The fair values of the financial assets and liabilities are included at the amount that would be received to sell an asset or paid to transfer a liability in an orderly transaction between market participants at the measurement date.

The following methods and assumptions were used to estimate the fair values:

- (i) Fair value of cash and deposits, trade receivables, staff advances, trade payables, and other current financial assets and liabilities approximate their carrying amounts largely due to the short-term maturities of these instruments.

**(C) Fair valuation hierarchy**

The following table provides the fair value measurement hierarchy of Company's asset and liabilities, grouped into Level 1 to Level 3 as described below:

- (i) Quoted prices / published NAV (unadjusted) in active markets for identical assets or liabilities (level 1). It includes fair value of financial instruments traded in active markets and are based on quoted market prices at the balance sheet date and financial instruments like mutual funds for which net assets value (NAV) is published mutual fund operators at the balance sheet date.
- (ii) Inputs other than quoted prices included within level 1 that are observable for the asset or liability, either directly (that is, as prices) or indirectly (that is, derived from prices) (level 2). It includes fair value of the financial instruments that are not traded in an active market (for example, over-the-counter derivatives) is determined by using valuation techniques. These valuation techniques maximize the use of observable market data where it is available and



GMR Hyderabad Aerotropolis Limited

CIN: U45400TG2007PLC054827

Notes to the Financial Statements for the year ended March 31, 2023

(All amounts in Rupees in lakhs, unless otherwise stated)

rely as little as possible on the company specific estimates. If all significant inputs required to fair value an instrument are observable, then instrument is included in level 2.

- (iii) Inputs for the asset or liability that are not based on observable market data (that is, unobservable inputs) (level 3). If one or more of the significant inputs is not based on observable market data, the instrument is included in level 3.

The following table provides the fair value measurement hierarchy of Company's asset and liabilities, grouped into Level 1 to Level 3 as described below:

**Assets / Liabilities measured at Fair Value:**

Particulars	As at March 31, 2023		
	Level-1	Level-2	Level-3
Financial Assets measured at FVTPL Investments in Mutual Funds	917.84	-	-

**Assets / Liabilities measured at Fair Value:**

Particulars	As at March 31, 2022		
	Level-1	Level-2	Level-3
Financial Assets measured at FVTPL Investments in Mutual Funds	125.57	-	-

During the year ended March 31, 2023 and March 31, 2022 there were no transfers between Level 1 and Level 2 fair value measurements, and no transfer into and out of Level 3 fair value measurements.

#### 40. Financial risk management objectives and policies

##### Financial Risk Management Framework

The Company is exposed primarily to Credit Risk, Liquidity Risk and Market risk (fluctuations in foreign currency exchange rates and interest rate), which may adversely impact the fair value of its financial instruments. The Company assesses the unpredictability of the financial environment and seeks to mitigate potential adverse effects on the financial performance of the Company.

##### (i) Credit Risk

Credit risk is the risk that counterparty will not meet its obligations under a financial instrument or customer contract, leading to a financial loss. Credit risk encompasses of both, the direct risk of default and the risk of deterioration of creditworthiness as well as concentration of risks. Credit risk is controlled by analyzing credit limits and creditworthiness of customers on a continuous basis to whom the credit has been granted after obtaining necessary approvals for credit. Financial instruments that are subject to concentrations of credit risk principally consist of trade receivables, investments, derivative





GMR Hyderabad Aerotropolis Limited

CIN: U45400TG2007PLC054827

Notes to the Financial Statements for the year ended March 31, 2023

(All amounts in Rupees in lakhs, unless otherwise stated)

financial instruments, cash and cash equivalents, bank deposits and other financial assets. None of the financial instruments of the Company result in material concentration of credit risk.

**Exposure to credit risk:**

The carrying amount of financial assets represents the maximum credit exposure. The maximum exposure to credit risk was Rs 420.62/- and Rs. 227.94/- as of March 31, 2023, March 31, 2022 respectively, being the total of the carrying amount of balances with trade receivables.

**(ii) Liquidity Risk**

Liquidity risk refers to the risk that the Company cannot meet its financial obligations. The objective of liquidity risk management is to maintain sufficient liquidity and ensure that funds are available for use as per requirements. The Company manages liquidity risk by maintaining adequate reserves, banking facilities and reserve borrowing facilities, by continuously monitoring forecast and actual cash flows, and by matching the maturity profiles of financial assets and liabilities.

The table below provides undiscounted cash flows towards long term borrowings and financial liabilities into relevant maturity based on the remaining period at the balance sheet to the contractual maturity date.

Particulars	On demand	Less than 3 months	3 to 12 months	1 to 5 years	More than 5 years	Total
<b>As at March 31 2023</b>						
Borrowings	-	203.13	1609.37	3,712.50	1,175.00	6,700.00
Trade payables	286.74	-	-	-	-	286.74
Other financial liabilities	-	-	2,926.37	-	5,360.36	8,286.73
<b>Total</b>	<b>286.74</b>	<b>203.13</b>	<b>4,535.74</b>	<b>3,712.50</b>	<b>6,535.36</b>	<b>15,273.47</b>
<b>As at March 31 2022</b>						
Borrowings	-	87.50	1,362.50	2,662.50	3,037.50	7,150.00
Trade payables	2,804.92	-	-	-	-	2,804.92
Other financial liabilities	-	-	1,349.17	884.97	82.08	2316.22
<b>Total</b>	<b>2,804.92</b>	<b>87.50</b>	<b>2,711.67</b>	<b>3,547.47</b>	<b>3,119.58</b>	<b>12,271.14</b>





GMR Hyderabad Aerotropolis Limited

CIN: U45400TG2007PLC054827

Notes to the Financial Statements for the year ended March 31, 2023

(All amounts in Rupees in lakhs, unless otherwise stated)

**(iii) Market Risk**

Market risk is the risk that the fair value or future cash flows of a financial instrument will fluctuate because of changes in market prices. Such changes in the values of financial instruments may result from changes in the foreign currency exchange rates, interest rates, credit, liquidity and other market changes. The Company's exposure to market risk is primarily on account of interest rate risk.

**(iv) Interest rate risk**

Interest rate risk is the risk that the fair value or future cash flows of a financial instrument will fluctuate because of change in market interest rates. The company performs a comprehensive corporate interest rate management policy. As at March 31, 2023, the Company's borrowings include both borrowings at a floating rate of and fixed rate of interest.

With all other variables held constant, the following table demonstrates the impact of borrowing cost on floating rate portion of loans and borrowings.

Interest rate Sensitivity	Increase/Decrease in Basis points	Effect on Profit Before Tax
For the year ended March 31, 2023 Term Loans	25	17.66
	-25	-17.66
For the year ended March 31, 2022 Term Loans	25	17.88
	-25	-17.88

The exposure of the Company's borrowing to fixed interest rate is mentioned below: -

Particulars	March 31 2023	March 31 2022
Unsecured Loan from Holding company	-	1,100
Unsecured Loan from GMR Hyderabad Aviation SEZ Limited	1,000	-
<b>Total</b>	<b>1,000</b>	<b>1,100</b>



GMR Hyderabad Aerotropolis Limited

CIN: U45400TG2007PLC054827

Notes to the Financial Statements for the year ended March 31, 2023

(All amounts in Rupees in lakhs, unless otherwise stated)

#### 41. Leases:

##### Company as a lessee

The Company has entered into certain cancellable operating lease agreements mainly for office premises and hiring equipment's and certain non-cancellable operating lease agreements towards land space and office premises and hiring office equipment's and IT equipment's. The lease rentals paid during the year and the maximum obligation on the long term non - cancellable operating lease payable are as follows:

##### Right of Use Assets

Particulars	March 31, 2023	March 31, 2022
Opening Asset	31.62	32.56
Additions	-	-
Deletions	(0.02)	(0.22)
Depreciation/amortization during the year	(0.72)	(0.72)
Depreciation Adjustment	-	-
Closing Asset	30.88	31.62

##### Lease Liability

Particulars	March 31, 2023	March 31, 2022
Opening Liability	51.64	46.52
Additions	-	-
Interest for the year	5.33	5.12
Repayment made during the year	7.67	-
Deletions - Demerger transfer	-	-
Closing Liability	49.30	51.64

##### Disclosed as:

Particulars	March 31, 2023	March 31, 2022
Non - Current	44.60	48.22
Current	4.70	3.42

##### Maturity profile of lease liability

The table below summarizes the maturity profile of the Company's financial liabilities based on contractual undiscounted payments.

Year ended 31 March 2023	0 to 1 year	1 to 5 years	> 5 years	Total
Lease liabilities	4.70	18.79	187.89	211.37



GMR Hyderabad Aerotropolis Limited

CIN: U45400TG2007PLC054827

Notes to the Financial Statements for the year ended March 31, 2023

(All amounts in Rupees in lakhs, unless otherwise stated)

Year ended 31 March 2022	0 to 1 year	1 to 5 years	> 5 years	Total
Lease liabilities	6.96	13.92	146.16	167.04

Following amount has been recognized in statement of profit and Loss account

Particulars	March 31 2023	March 31 2022
Depreciation/amortization on right to use asset	0.72	0.72
Interest on lease liability	5.32	5.12
Total amount recognized in statement of profit and loss account	6.04	5.84

The Company has several lease contracts that include extension and termination options. These options are negotiated by management to provide flexibility in managing the leased-asset portfolio and align with the Company's business needs. Management exercises significant judgment in determining whether these extension and termination options are reasonably certain to be exercised.

#### Company as a lessor

Company has sub-leased land to various parties under operating leases having a term of 20 years. The leases have varying terms, escalation clauses and renewal rights. On renewal, the terms of the leases are renegotiable.

Future minimum rentals receivable under non-cancellable operating leases are as follows:

Particulars	March 31, 2023	March 31, 2022
Within one year	1,423.74	843.83
After one year but not more than five years	5,344.12	3,682.32
More than five years	9,156.49	9,923.96



GMR Hyderabad Aerotropolis Limited

CIN: U45400TG2007PLC054827

Notes to the Financial Statements for the year ended March 31, 2023

(All amounts in Rupees in lakhs, unless otherwise stated)

#### Finance Lease as a Lessor

The Company has entered into finance lease arrangement (as Lessor) with ESR GMR Logistics Park Private Limited (GLPPL) for sublease of 65.88 acres of land for the development of logistic park for the initial period of 18 years and extendable for another 30 years at option of GLPPL.

Particulars	Minimum lease receivable	P.V of minimum lease receivable	Minimum lease receivable	P.V of minimum lease receivable
	As at March 31, 2023		As at March 31, 2022	
(i) Receivable not later than one year	800.00	777.03	100.00	97.01
(ii) Receivable later than 1 year and not later than 5 years	1,105.44	792.37	1,905.44	1,412.19
(iii) Receivable later than 5 years	-	-	-	-
<b>Total</b>	<b>1,905.44</b>	<b>1,569.40</b>	<b>2,005.44</b>	<b>1,509.20</b>
Less: future finance income	336.59		496.24	
Present value of minimum lease receivable	1,569.40		1,509.20	
<b>Amount recognized in Statement of Profit and Loss</b>			<b>As at March 31, 2023</b>	<b>As at March 31, 2022</b>
<b>Particulars</b>			<b>Amount</b>	<b>Amount</b>
Income on finance lease transaction			17.60	838.55
Interest Income recognized during the year			159.67	130.62

#### 42.Capital Management:

For the purpose of the Company's capital management, capital includes issued equity capital, and all other equity reserves attributable to the equity holders. The primary objective of the Company's capital management is to maximize the shareholder value.

The Company manages its capital structure in consideration to the changes in economic conditions and the requirements of the financial covenants. The Company monitors capital using a gearing ratio, which is net debt divided by total equity plus net debt. The Company's policy is to keep the gearing ratio at optimum level to ensure that debt covenant is complied with.



GMR Hyderabad Aerotropolis Limited

CIN: U45400TG2007PLC054827

Notes to the Financial Statements for the year ended March 31, 2023

(All amounts in Rupees in lakhs, unless otherwise stated)

Particulars	March 31, 2023	March 31, 2022
Borrowings including interest accrued on borrowings	6,636.01	7,067.99
<b>Net debt (A)</b>	<b>6,636.01</b>	<b>7,067.99</b>
Equity Share Capital	11,188.36	4,988.36
Other Equity	(3,711.80)	(2,674.98)
<b>Total Equity (B)</b>	<b>7,476.56</b>	<b>2,313.38</b>
<b>Total Equity plus Net debt (C= A+B)</b>	<b>14,112.57</b>	<b>9,381.37</b>
Gearing ratio (A/C)	47.02%	75.34%

In order to achieve this overall objective, the Company's capital management, amongst other things, aims to ensure that it meets financial covenants attached to the interest-bearing loans and borrowings that define capital structure requirements. Breaches in meeting the financial covenants would permit the bank to immediately call loans and borrowings. There have been no breaches in the financial covenants of any interest-bearing loans and borrowing in the current year.

No changes were made in the objectives, policies, or processes for managing capital during the year ended March 31, 2023

43. Based on and to the extent of information available with the Company under the Micro, Small and Medium Enterprises Development Act, 2006 (MSMED Act), the relevant particulars as at reporting date are furnished below:

Particulars	March 31, 2023	March 31, 2022
(i) Principal amount due to suppliers under MSMED Act, as at the end of the year	220.26	53.02
(ii) Interest accrued and due to suppliers under MSMED Act on the above amount as at the end of the year	-	-
(iii) Payment made to suppliers (other than interest) beyond the appointed day during the year	-	-
(iv) Interest paid to suppliers under MSMED Act (other than Section 16)	-	-
(v) Interest paid to suppliers under MSMED Act (Section 16)	-	-
<b>Total</b>	<b>220.26</b>	<b>53.02</b>



GMR Hyderabad Aerotropolis Limited

CIN: U45400TG2007PLC054827

Notes to the Financial Statements for the year ended March 31, 2023

(All amounts in Rupees in lakhs, unless otherwise stated)

**44. Borrowings on undiscounted basis:**

Particulars	Non-current		Current maturities	
	31-Mar-23	31-Mar-22	31-Mar-23	31-Mar-22
Term loans				
From financial institutions				
Indian rupee term loans (secured)	4,887.50	5,700.00	812.50	350.00
From Related Parties				
Indian rupee Loan (Unsecured)		1,100.00	1,000.00	-
<b>Total</b>	<b>4,887.50</b>	<b>6,800.00</b>	<b>1812.50</b>	<b>350.00</b>

Particulars	Interest rates range (p.a.)	Amount outstanding as at March 31, 2023	Repayable within		
			1 year	1 to 5 years	>5 years
Term loans					
From financial institutions					
Indian rupee term loans (secured)	8.95%	5,700.00	812.50	3,712.50	1,175.00
From Related Parties					
Indian rupee term loans (Un secured)	9.50%	1,000.00	1,000.00	-	-
<b>Total</b>		<b>6,700.00</b>	<b>1,812.50</b>	<b>3,712.50</b>	<b>1,175.00</b>

45. The Company has entered into an agreement with Ritnad Balved Education Foundation (Amity University) in September 2022 and received Interest Free Refundable Security Deposit of Rs.21.45 Crores and lease rentals receivable in 3 tranches of Rs.27.72 Crores each from FY 2023-24 to FY 2025-26 for establishment of University. The transaction is subject to regulatory approval which is pending to be received as on March 31, 2023.

In view of the above, the interest free security deposit of Rs. 21.45 Crores disclosed as other financial liabilities under the head as current financial liabilities.





**GMR Hyderabad Aerotropolis Limited**

**CIN: U45400TG2007PLC054827**

**Notes to the Financial Statements for the year ended March 31, 2023**

**(All amounts in Rupees in lakhs, unless otherwise stated)**

#### **46. Commitments and Contingencies:**

##### **(i) Contingent Liabilities:**

The company has preferred an appeal with CESTAT against Order-in-Appeal 17/2017-18 dated February 28, 2018, passed by The Commissioner of Central Tax (Appeals) confirming the demand of Rs.146.83 Lakhs in the matter of short payment of service tax under RCM on purchase of designs and drawings under Architecture service. The company has filed an appeal with CESTAT against the order. Further, based on the internal assessment the management is confident that no further provision is required to be made as at March 31, 2023.

##### **(ii) Commitments:**

**(a) Capital Commitments:** Estimated value of contracts remaining to be executed on capital account not provided for Rs. 802.90 Lakhs (March 31, 2022: Rs. 579.00 Lakhs).

**(b) Other Commitments:** Revenue share @ 25% of the lease rentals earned on land leased by the company is payable to GMR Hyderabad International Airport Limited.

#### **47. Segment Reporting:**

The Chief Operating Decision Maker (CODM)/Executive management of the company monitors the operating results of its business as a single operating segment. As the company's revenues are generated from customers in India and all Non-Current operating assets are deployed in India, entity wide disclosures are not applicable.

#### **48. Unhedged Foreign Currency Exposure – Nil /- (March 31 2022: Nil /-)**





49. Financial Ratios

Ratio	Numerator	Denominator	31st March 2023	31st March 2022	% Change	Reason for Variance
Current ratio	Current Assets	Current Liabilities	0.71	0.65	9.09%	
Debt-Equity Ratio	Total Debt	Shareholder's Equity	0.89	3.06	-70.95%	During the year, GHAL has allotted 62 Crs share capital to its holding company.
Debt Service Coverage ratio	Earnings before depreciation and amortisation and interest [Earnings = Profit after tax + Depreciation and amortisation expense + Finance costs (excluding interest on lease liabilities and SD)]	Interest expense (including capitalised) + Principal repayment (including prepayments)	0.07	0.28	-75.49%	During the year, Revenue from operations are lower compared to P.Y. Other expenses are higher than P.Y. and also increase in repayment for additional loan taken in the year.
Return on Equity ratio	Net Profits after taxes - Preference Dividend	Average Shareholder's Equity	-21.1%	-8.2%	-12.92%	
Inventory turnover ratio	Costs of materials consumed	Average inventories	NA	NA	NA	
Trade Receivable Turnover Ratio	Net credit sales = Gross credit sales - sales return	Average Trade Receivable	4.81	8.26	-41.78%	Due to lower revenue from operations compared to last year.
Trade Payable Turnover Ratio	Net credit purchases = Gross credit purchases - purchase return	Average Trade Payables	NA	NA	NA	
Net Capital Turnover Ratio	Net sales = Total sales - sales return	Working capital = Current assets - Current liabilities	-0.98	-0.84	-17.83%	
Net Profit ratio	Net Profit	Net sales = Total sales - sales return	-66.2%	-22.7%	-43.46%	Due to increase in losses during the year on account of lower revenue from operations and higher other expenses compared to last year.
Return on Capital Employed	Earnings before depreciation and amortisation, interest and tax [Earnings = Profit after tax + Tax expense + Depreciation and amortisation expense + Finance costs (excluding interest on lease liabilities)]	Capital employed [Total assets - Current liabilities + Current borrowings]	0.7%	7.9%	-7.19%	
Return on Investment	Profit after tax	Equity share capital + Instruments entirely equity in nature + Securities premium	-9.2%	-8.0%	-1.23%	



GMR Hyderabad Aerotropolis Limited

CIN : U45400TG2007PLC054827

Notes to the Financial statements for the year ended March 31, 2023

50 Ageing schedule of capital work-in-progress

(₹ in Lakhs)					
As at 31 March 2023	Less than 1 year	1-2 years	2-3 years	More than 3 years	Total
Projects in progress	387.13	91.58	106.56	979.41	1,564.68
Total	387.13	91.58	106.56	979.41	1,564.68

(₹ in lakhs)					
As at 31 March 2022	Less than 1 year	1-2 years	2-3 years	More than 3 years	Total
Projects in progress	406.11	286.06	484.31	437.65	1,614.14
Total	406.11	286.06	484.31	437.65	1,614.14

51 Completion schedule of capital work-in-progress

(₹ in lakhs)					
As at 31 March 2023	To be completed in				Total
	Less than 1 year	1-2 years	2-3 years	More than 3 years	
Aero Towers 3 & 4	-	-	-	89.01	89.01
Aero Towers 2	180.06	-	-	-	180.06
Retail Project (Interchange)	-	-	544.01	-	544.01
Edu port	170.77	-	-	-	170.77
Land Development	-	580.83	-	-	580.83
Total	350.83	580.83	544.01	89.01	1,564.68

(₹ in lakhs)					
As at 31 March 2022	To be completed in				Total
	Less than 1 year	1-2 years	2-3 years	More than 3 years	
Aero Towers 3 & 4	-	-	-	190.26	190.26
Aero Towers 2	298.22	-	-	-	298.22
Retail Project (Interchange)	-	-	475.66	-	475.66
Edoport	-	48.25	-	-	48.25
Land Development	-	601.76	-	-	601.76
Total	298.22	650.01	475.66	190.26	1,614.14



GMR Hyderabad Aerotropolis Limited

CIN : U45400TG2007PLC054827

Notes to the Financial statements for the year ended March 31, 2023

52 Ageing schedule of trade receivables

As at 31 March 2023	Outstanding from the due date of payment						(₹ in lakhs)
	Not due*	Less than 6 months	6 months -1 year	1-2 years	2-3 years	More than 3 years	Total
Undisputed trade receivables -- considered good	44.83	340.92	30.74	4.13	-	-	420.62
<b>Total</b>							<b>420.62</b>

As at 31 March 2022	Outstanding from the due date of payment						(₹ in lakhs)
	Not due	Less than 6 months	6 months -1 year	1-2 years	2-3 years	More than 3 years	Total
Undisputed trade receivables -- considered good	68.75	79.30	34.25	45.25	0.39	-	227.94
Undisputed trade receivables -- which have significant increase in credit risk	-	-	-	14.82	-	-	14.82
Less: Expected Credit Loss							(14.82)
<b>Total</b>							<b>227.94</b>

53 Ageing schedule of trade payables

As at 31 March 2023	Outstanding from the due date of payment				(₹ in lakhs)
	Less than 1 year	1-2 years	2-3 years	More than 3 years	Total
Micro, small and medium enterprises	46.80	1.37	-	-	48.17
Others	235.03	1.33	2.21	-	238.57
<b>Total</b>					<b>286.74</b>

As at 31 March 2022	Outstanding from the due date of payment				(₹ in lakhs)
	Less than 1 year	1-2 years	2-3 years	More than 3 years	Total
Micro, small and medium enterprises	53.02	-	-	-	53.02
Others	2,751.13	0.77	-	-	2,751.90
<b>Total</b>					<b>2,804.92</b>

54 The following are the additional disclosures

- The Company do not have any Benami property, where any proceeding has been initiated or pending against the Company for holding any Benami property.
- The Company has not advanced or loaned or invested funds (either borrowed funds or share premium or any other sources or kind of funds) to any other person(s) or entity(ies), including foreign entities (Intermediaries) with the understanding that the Intermediary shall
  - directly or indirectly lend or invest in other persons or entities identified in any manner whatsoever by or on behalf of the Group (Ultimate Beneficiaries) or
  - provide any guarantee, security or the like to or on behalf of the Ultimate Beneficiaries
- The Company has not received any fund from any person(s) or entity(ies), including foreign entities(Funding Party) with the understating (whether recorded in writing or otherwise) that the Group shall:
  - directly or indirectly lend or invest in other persons or entities identified in any manner whatsoever by or on behalf of the Funding Party (Ultimate Beneficiaries) or
  - provide any guarantee, security or the like on behalf of the Ultimate Beneficiaries
- The Company has used borrowings from banks and financial institutions for the specific purpose for which it was taken at the balance sheet date.
- The Company has not declared wilful defaulter by any bank of financial institution of other lender.
- The Company does not have any undisclosed income that has been surrendered or disclosed as income during the year in the tax assessments under the Income Tax Act, 1961
- The Company does not have any relationship with Struck off Companies.
- The Company has not traded or invested in Crypto currency or Virtual Currency during the financial year.



**GMR Hyderabad Aerotropolis Limited**

**CIN: U45400TG2007PLC054827**

**Notes to the Financial Statements for the year ended March 31, 2023**

**(All amounts in Rupees in lakhs, unless otherwise stated)**

55. Previous year figures have been regrouped and reclassified wherever necessary to confirm those of the current year.

As per our report of even date

For K.S. Rao & Co.,  
Chartered Accountants  
ICAI Firm Registration No.: 003109S



Hitesh Kumar P  
Partner  
Membership No: 233734



P.S. Nair  
Director  
DIN: 00063118



Anand Kumar Polamada  
Director  
DIN: 08540411



Madhusudhana Rao Nasapu  
Chief Financial Officer



Kiran Kumar Manikwar  
Company Secretary  
M.No: FCS9062

Place: Hyderabad  
Date: April 18, 2023

Place: Hyderabad  
Date: April 18, 2023

