

## **INDEPENDENT AUDITORS' REPORT**

**TO THE MEMBERS OF GMR LONDA HYDRO POWER PRIVATE LIMITED**

### **Report on the Standalone Financial Statements**

#### **Opinion**

We have audited the accompanying Ind AS financial statements of **GMR Londa Hydro Power Private Limited** (the "**Company**"), which comprise the Balance Sheet as at 31<sup>st</sup> March, 2020, the Statement of Profit and Loss, Statement of Changes in Equity and the Statement of cashflows and for the year then ended, and notes to the financial statements, including a summary of the significant accounting policies and other explanatory information. (Hereinafter referred to as "Ind AS financial statements").

In our opinion and to the best of our information and according to the explanations given to us, the aforesaid Ind AS financial statements for the year ended 31<sup>st</sup> March, 2020 give the information required by the Act in the manner so required and give a true and fair view in conformity with the accounting principles generally accepted in India, of the state of affairs of the company as at 31<sup>st</sup> March, 2020, and loss, changes in equity and its cash flows for the year ended on that date.

#### **Basis for Opinion**

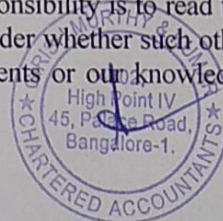
We conducted our audit of the financial statements in accordance with the Standards on Auditing specified under section 143(10) of the Act (SAs). Our responsibilities under those Standards are further described in the *Auditor's Responsibilities for the Audit of the Standalone Financial Statements* section of our report. We are independent of the Company in accordance with the Code of Ethics issued by the Institute of Chartered Accountants of India (ICAI) together with the independence requirements that are relevant to our audit of the financial statements under the provisions of the Act and the Rules thereunder, and we have fulfilled our other ethical responsibilities in accordance with these requirements and the ICAI's Code of Ethics. We believe that the audit evidence we have obtained is sufficient and appropriate to provide a basis for our audit opinion on the standalone financial statements.

#### **Information Other than the Financial Statements and Auditor's Report Thereon**

The Company's Board of Directors is responsible for the other information. The other information comprises the information included in the board report, but does not include the standalone Ind AS financial statements and our auditor's report thereon. The board report is expected to be made available to us after the date of this auditor's report.

Our opinion on the standalone Ind AS financial statements does not cover the other information and we will not express any form of assurance conclusion thereon.

In connection with our audit of the standalone Ind AS financial statements, our responsibility is to read the other information identified above when it becomes available and, in doing so, consider whether such other information is materially inconsistent with the standalone Ind AS financial statements or our knowledge obtained in the audit or otherwise appears to be materially misstated.





### **Responsibility of Management for Ind AS Financial Statements**

The Company's Board of Directors is responsible for the matters stated in Section 134(5) of the Companies Act, 2013 ("the Act") with respect to the preparation of these standalone financial statements that give a true and fair view of the financial position, financial performance including other comprehensive income / loss, changes in equity and cash flows of the Company in accordance with accounting principles generally accepted in India, including the Indian Accounting Standards (Ind AS) specified under section 133 of the Act.

This responsibility also includes maintenance of adequate accounting records in accordance with the provisions of the Act for safeguarding of the assets of the Company and for preventing and detecting frauds and other irregularities; selection and application of appropriate accounting policies; making judgments and estimates that are reasonable and prudent; and the design, implementation and maintenance of adequate internal financial controls, that were operating effectively for ensuring the accuracy and completeness of the accounting records, relevant to the preparation and presentation of the financial statements that give a true and fair view and are free from material misstatement, whether due to fraud or error.

In preparing the standalone financial statements, management is responsible for assessing the Company's ability to continue as a going concern, disclosing, as applicable, matters related to going concern and using the going concern basis of accounting unless management either intends to liquidate the Company or to cease operations, or has no realistic alternative but to do so.


The Board of Directors are responsible for overseeing the Company's financial reporting process.

### **Auditor's Responsibilities for the Audit of the Financial Statements**

Our objectives are to obtain reasonable assurance about whether the financial statements as a whole are free from material misstatement, whether due to fraud or error, and to issue an auditor's report that includes our opinion. Reasonable assurance is a high level of assurance, but is not a guarantee that an audit conducted in accordance with SAs will always detect a material misstatement when it exists. Misstatements can arise from fraud or error and are considered material if, individually or in the aggregate, they could reasonably be expected to influence the economic decisions of users taken on the basis of these financial statements.

As part of an audit in accordance with SAs, we exercise professional judgment and maintain professional scepticism throughout the audit. We also:

- Identify and assess the risks of material misstatement of the financial statements, whether due to fraud or error, design and perform audit procedures responsive to those risks, and obtain audit evidence that is sufficient and appropriate to provide a basis for our opinion. The risk of not detecting a material misstatement resulting from fraud is higher than for one resulting from error, as fraud may involve collusion, forgery, intentional omissions, misrepresentations, or the override of internal control.
- Obtain an understanding of internal financial controls relevant to the audit in order to design audit procedures that are appropriate in the circumstances. Under section 143(3)(i) of the Companies Act, 2013, we are also responsible for expressing our opinion on whether the Company has adequate internal financial controls system in place and the operating effectiveness of such controls.
- Evaluate the appropriateness of accounting policies used and the reasonableness of accounting estimates and related disclosures made by management.





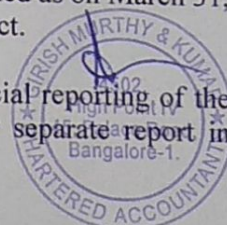
- Conclude on the appropriateness of management's use of the going concern basis of accounting and, based on the audit evidence obtained, whether a material uncertainty exists related to events or conditions that may cast significant doubt on the Company's ability to continue as a going concern. If we conclude that a material uncertainty exists, we are required to draw attention in our auditor's report to the related disclosures in the standalone financial statements or, if such disclosures are inadequate, to modify our opinion. Our conclusions are based on the audit evidence obtained up to the date of our auditor's report. However, future events or conditions may cause the Company to cease to continue as a going concern.
- Evaluate the overall presentation, structure and content of the standalone financial statements, including the disclosures, and whether the standalone financial statements represent the underlying transactions and events in a manner that achieves fair presentation.

We communicate with those charged with governance regarding, among other matters, the planned scope and timing of the audit and significant audit findings, including any significant deficiencies in internal control that we identify during our audit.

We also provide those charged with governance with a statement that we have complied with relevant ethical requirements regarding independence, and to communicate with them all relationships and other matters that may reasonably be thought to bear on our independence, and where applicable, related safeguards.

#### **Report on Other Legal and Regulatory Requirements**

1. As required by the Companies (Auditor's Report) Order, 2016 ("the Order"), issued by the Central Government of India in terms of sub-section (11) of section 143 of the Companies Act, 2013, we give in the Annexure A, a statement on the matters specified in paragraphs 3 and 4 of the Order, to the extent applicable.
2. As required by Section 143 (3) of the Act, we report that:
  - (a) We have sought and obtained all the information and explanations which to the best of our knowledge and belief were necessary for the purposes of our audit.
  - (b) In our opinion, proper books of account as required by law have been kept by the Company so far as it appears from our examination of those books
  - (c) The Balance Sheet, the Statement of Profit and Loss including statement of Other Comprehensive Income, the Cash Flow Statement and the statement of changes in equity dealt with by this Reports are in agreement with the books of account.
  - (d) In our opinion, the aforesaid Standalone IND AS financial statements comply with the Accounting Standards specified under Section 133 of the Act, read with Rule 7 of the Companies (Accounts) Rules, 2014 and the companies (Indian Accounting Standards) Rules, 2015 as amended,
  - (e) On the basis of written representations received from the directors as on March 31, 2020 and taken on record by the Board of Directors, none of the directors is disqualified as on March 31, 2020 from being appointed as a director in terms of Section 164 (2) of the Act.
  - (f) With respect to the adequacy of the internal financial controls over financial reporting of the Company and the operating effectiveness of such controls, refer to our separate report in "Annexure B" to this report





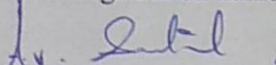
**GIRISH  
MURTHY & KUMAR**  
Chartered Accountants

(g) With respect to the other matters to be included in the Auditor's Report in accordance with Rule 11 of the Companies (Audit and Auditors) Rules, 2014, in our opinion and to the best of our information and according to the explanations given to us:


- a. As per information and explanation given to us the company did not have any pending litigation against the company or by the company which would have impact on its financial position.
- b. The Company did not have any long-term contracts including derivative contracts for which there were any material foreseeable losses.
- c. There were no amounts which were required to be transferred to the Investor Education and Protection Fund by the Company.

For **GIRISH MURTHY & KUMAR**  
Chartered Accountants

Firm's registration number: 000934S

  
**A.V.SATISH KUMAR**  
Partner

Membership number: 26526



Place: Bangalore

Date: 26<sup>th</sup> May 2020


UDIN: 20026526AAAACH4417



Annexure A as referred to in clause 1 of paragraph on report on other legal and regulatory requirements of our report of even date.

Re: GMR Londa Hydro Power Private Limited

- i. (a) The company has maintained proper records showing full particulars including quantitative details and situation of Fixed Assets.  
  
(b) The Company has a regular programme of physical verification of its fixed assets by which all the fixed assets verified in a phased manner over a period of three years, which in our opinion, is reasonable having regard to the size of the company and the nature of its assets. No material discrepancies were noticed on such verification, carried out during the year.  
  
(c) According to the information and explanations given to us and on the basis of our examination of the records of the Company, no immovable properties in the Company. Accordingly, requirement under Paragraph 3 (i) of the Order with respect to immovable properties is not applicable.
- ii. The nature of company's operations does not warrant requirement of holding stocks and therefore had no stocks of finished goods, stores, spare part and raw materials. Thus, paragraph 3(ii) of the order is not applicable to the company.
- iii. In our opinion and according to the information and explanations given to us, the company has not granted any secured or unsecured loans to the companies, firms, or other parties listed in the register maintained under section 189 of the companies Act 2013.
- iv. In our opinion and according to the information and explanations given to us, the Company has not made any loans or investments. Accordingly, requirement under Paragraph 3 (iv) of the Order is not applicable with respect to the loans and investments made under the provisions of section 185 and 186 of the Act.
- v. The company has not accepted deposits from the public during the year and as such this clause is not applicable.
- vi. Maintenance of cost records is not prescribed under sub-section (1) of Section 148 of the Companies Act, 2013, hence reporting under this clause does not arise.
- vii. (a) According to the information and explanations given to us and on the basis of our examination of the records of the company, in our opinion the Company is generally regular in payment of undisputed statutory dues including Provident Fund, income tax, Goods and service tax, Customs Duty, Wealth tax, Service tax, Value added tax and cess as applicable with appropriate authorities. We are informed by the company that the provisions of Employee state insurance scheme, Investor education and protection fund, and excise duty are not applicable.

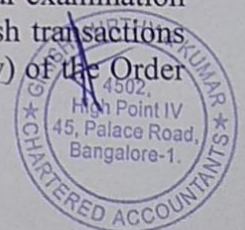




(b) According to the information and explanations given to us, no undisputed amounts payable in respect of provident fund, income tax, customs duty, wealth tax, service tax, value added tax, cess, goods and service tax and other material statutory dues were in arrears as at 31<sup>st</sup> March 2020 for a period of more than six months from the date they became payable.

(c) Investor education and protection fund is not applicable to the Company.

- viii. Based on our audit procedure and as per the information and explanation given by the management we are of the opinion that the company has not taken any loan from a financial institution or bank or Government or are there any dues to the debenture holders. Accordingly, requirement under Paragraph 3 (viii) of the Order is not applicable.
- ix. The Company did not raise any money by way of initial public offer or further offer (including debt instruments) or has taken term loan during the year. Accordingly, requirement under Paragraph 3 (ix) of the Order is not applicable.
- x. According to the information and explanations given to us, no fraud by the Company or on the Company by its officers or employees has been noticed or reported during the course of our audit.
- xi. According to the information and explanations given to us, and based on our examination of records of the Company, the company has not paid/provided any managerial remuneration during the year.
- xii. In our opinion and according to the information and explanations given to us, the Company is not a Nidhi company. Accordingly, paragraph 3(xii) of the Order is not applicable.
- xiii. According to the information and explanations given to us and based on our examination of the records of the Company, transactions with the related parties are in compliance with sections 177 and 188 of the Act where applicable and details of such transactions have been disclosed in the financial statements as required by the applicable accounting standards.
- xiv. According to the information and explanations given to us and based on our examination of the records of the Company, the Company has not made any preferential allotment or private placement of shares or fully or partly convertible debentures during the year.
- xv. According to the information and explanations given to us and based on our examination of the records of the Company, the company has not entered into non-cash transactions with directors or persons connected with him. Accordingly, paragraph 3(xv) of the Order is not applicable.



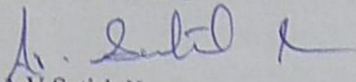


**GIRISH  
MURTHY & KUMAR**  
Chartered Accountants

---


xvi. The Company is not required to be registered under section 45-IA of the Reserve Bank of India Act 1934.

**FOR GIRISH MURTHY & KUMAR**  
Chartered Accountants  
FRN No.000934S

  
A V Satish Kumar  
Partner.

Membership No: 26526

PLACE: Bangalore  
DATE: 26<sup>th</sup> May 2020



UDIN: 20026526AAAACH4417



**Annexure B to Auditors' Report of even date**

**Report on the Internal Controls on Financial Reporting under clause (i) of sub-section (3) of section 143 of the Companies Act, 2013 ("the Act")**  
Re: GMR Londa Hydropower Private Limited

---

We have audited the internal financial controls over financial reporting of **GMR Londa Hydropower Private Limited** ("the Company") as of 31 March 2020 in conjunction with our audit of the financial statements of the Company for the year ended on that date.

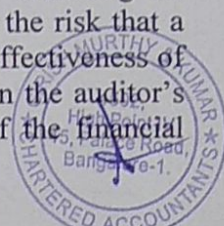
**Management's Responsibility for Internal Financial Controls**

The Company's management is responsible for establishing and maintaining internal financial controls based on the internal control over financial reporting criteria established by the Company considering the essential components of internal control stated in the Guidance Note on Audit of Internal Financial Controls over Financial Reporting issued by the Institute of Chartered Accountants of India ('ICAI'). These responsibilities include the design, implementation and maintenance of adequate internal financial controls that were operating effectively for ensuring the orderly and efficient conduct of its business, including adherence to company's policies, the safeguarding of its assets, the prevention and detection of frauds and errors, the accuracy and completeness of the accounting records, and the timely preparation of reliable financial information, as required under the Companies Act, 2013.

**Auditors' Responsibility**

Our responsibility is to express an opinion on the Company's internal financial controls over financial reporting based on our audit. We conducted our audit in accordance with the Guidance Note on Audit of Internal Financial Controls over Financial Reporting (the "Guidance Note") and the Standards on Auditing, issued by ICAI and deemed to be prescribed under section 143(10) of the Companies Act, 2013, to the extent applicable to an audit of internal financial controls, both applicable to an audit of Internal Financial Controls and, both issued by the Institute of Chartered Accountants of India. Those Standards and the Guidance Note require that we comply with ethical requirements and plan and perform the audit to obtain reasonable assurance about whether adequate internal financial controls over financial reporting was established and maintained and if such controls operated effectively in all material respects.

Our audit involves performing procedures to obtain audit evidence about the adequacy of the internal financial controls system over financial reporting and their operating effectiveness. Our audit of internal financial controls over financial reporting included obtaining an understanding of internal financial controls over financial reporting, assessing the risk that a material weakness exists, and testing and evaluating the design and operating effectiveness of internal control based on the assessed risk. The procedures selected depend on the auditor's judgment, including the assessment of the risks of material misstatement of the financial statements, whether due to fraud or error.





We believe that the audit evidence we have obtained is sufficient and appropriate to provide a basis for our audit opinion on the Company's internal financial controls system over financial reporting.

### **Meaning of Internal Financial Controls over Financial Reporting**

A company's internal financial control over financial reporting is a process designed to provide reasonable assurance regarding the reliability of financial reporting and the preparation of financial statements for external purposes in accordance with generally accepted accounting principles. A company's internal financial control over financial reporting includes those policies and procedures that (1) pertain to the maintenance of records that, in reasonable detail, accurately and fairly reflect the transactions and dispositions of the assets of the company; (2) provide reasonable assurance that transactions are recorded as necessary to permit preparation of financial statements in accordance with generally accepted accounting principles, and that receipts and expenditures of the company are being made only in accordance with authorisations of management and directors of the company; and (3) provide reasonable assurance regarding prevention or timely detection of unauthorised acquisition, use, or disposition of the company's assets that could have a material effect on the financial statements.

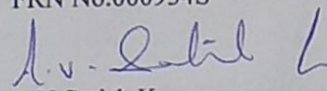
### **Inherent Limitations of Internal Financial Controls over Financial Reporting**

Because of the inherent limitations of internal financial controls over financial reporting, including the possibility of collusion or improper management override of controls, material misstatements due to error or fraud may occur and not be detected. Also, projections of any evaluation of the internal financial controls over financial reporting to future periods are subject to the risk that the internal financial control over financial reporting may become inadequate because of changes in conditions, or that the degree of compliance with the policies or procedures may deteriorate.

### **Opinion**

In our opinion, the Company has, in all material respects, an adequate internal financial controls system over financial reporting and such internal financial controls over financial reporting were operating effectively as at 31 March 2020, based on the internal control over financial reporting criteria established by the Company considering the essential components of internal control stated in the Guidance Note on Audit of Internal Financial Controls Over Financial Reporting issued by the Institute of Chartered Accountants of India.

**FOR GIRISH MURTHY & KUMAR**  
Chartered Accountants  
FRN No.000934S

  
A V Satish Kumar  
Partner.  
Membership No: 26526



PLACE: Bangalore  
DATE: 26<sup>th</sup> May 2020

UDIN: 20026526 AAAA CH 4 417

4502, High Point IV, 45, Palace Road, Bangalore - 560 001. Ph : 223 81 473



**GMR LONDA HYDROPOWER PRIVATE LIMITED**  
Standalone Balance Sheet as at March 31, 2020

Particulars	Notes	March 31, 2020	March 31, 2019
<b>(Rs.)</b>			
<b>ASSETS</b>			
<b>Non-current assets</b>			
Property plant and equipment	3	59,252.75	71,172.27
Other non current assets	11	81,60,000.00	81,60,000.00
		<u>82,19,252.75</u>	<u>82,31,172.27</u>
<b>Current assets</b>			
Cash and cash equivalents	14	10,76,473.96	78,757.96
Other current assets	11	2,27,42,334.46	2,27,37,201.82
		<u>2,38,18,808.42</u>	<u>2,28,15,959.78</u>
<b>Total assets</b>		<u>3,20,38,061.17</u>	<u>3,10,47,132.05</u>
<b>EQUITY AND LIABILITIES</b>			
<b>EQUITY</b>			
Share capital	15	1,00,000.00	1,00,000.00
Other equity	16	(79,89,13,823.73)	(73,65,51,795.48)
Equity attributable to equity holders of the parent		<u>-79,88,13,823.73</u>	<u>-73,64,51,795.48</u>
Non-controlling interests		<u>-79,88,13,823.73</u>	<u>-73,64,51,795.48</u>
<b>LIABILITIES</b>			
<b>Non-current liabilities</b>			
Provisions	20	2,35,823.00	1,46,737.00
		<u>2,35,823.00</u>	<u>1,46,737.00</u>
<b>Current liabilities</b>			
<b>Financial liabilities</b>			
Short term borrowings	22	67,25,75,891.00	66,86,25,891.00
Trade payables	18	15,74,97,315.44	9,79,25,279.48
Other financial liabilities	19	1,180.00	6,512.65
Provisions	20	27,006.60	89,761.80
Other current liabilities	21	5,14,668.86	7,04,745.60
		<u>83,06,16,061.90</u>	<u>76,73,52,190.53</u>
<b>Total liabilities</b>		<u>83,08,51,884.90</u>	<u>76,74,98,927.53</u>
<b>Total equity and liabilities</b>		<u>3,20,38,061.17</u>	<u>3,10,47,132.05</u>
		0.00	0.00

**Summary of significant accounting policies**

The accompanying notes are an integral part of the consolidated financial statements

As per our report of even date

For **GIRISH MURTHY & KUMAR**


Chartered Accountants

ICAI Firm registration number: 009934S

per **A. V. SATHISH KUMAR**

Partner

Membership No: 26526



*Rajib Misra*

**RAJIB MISRA**  
DIRECTOR

DIN: 07820202

For and on behalf of Board of Directors of


Corporate identity number:

*Harvinder Manocha*

**HARVINDER MANOCHA**

DIRECTOR

DIN No: 03272052



Place: BENGALURU

Date: 26/5/2020

Place: DELHI

Date: 26/05/2020



**GMR LONDA HYDROPOWER PRIVATE LIMITED**  
Standalone statements of profit and loss for the year/period ended March 31, 2020

Particulars	Notes	March 31, 2020	March 31, 2019
<b>Continuing operations</b>			
<b>INCOME</b>			
Other income	25	14,750.00	-
<b>Total income</b>		<b>14,750.00</b>	-
<b>EXPENSES</b>			
Employee benefit expenses	29	10,02,023.77	9,69,920.52
Depreciation & amortisation expenses	31	11,919.52	54,582.52
Finance costs	32	6,12,86,156.60	6,11,51,547.99
Other expenses	30	74,733.36	3,29,679.22
<b>Total expenses</b>		<b>6,23,74,833.25</b>	<b>6,25,05,730.25</b>
<b>Profit/(loss) before share of (loss)/profit of associates and joint venture and tax expenses and exceptional items from continuing operations</b>		<b>(6,23,60,083.25)</b>	<b>(6,25,05,730.25)</b>
<b>Profit/(loss) before exceptional items and tax from continuing operation</b>		<b>(6,23,60,083.25)</b>	<b>(6,25,05,730.25)</b>
Exceptional item		-	56,66,30,550.10
<b>Profit/(loss) before tax from continuing operation</b>		<b>(6,23,60,083.25)</b>	<b>(62,91,36,280.35)</b>
<b>Total tax expenses</b>		-	-
<b>Profit/(loss) after tax from continuing operations</b>		<b>(6,23,60,083.25)</b>	<b>(62,91,36,280.35)</b>
<b>Profit/(loss) for the year/period (A)</b>		<b>(6,23,60,083.25)</b>	<b>(62,91,36,280.35)</b>
<b>Other comprehensive income not to be reclassified to profit or loss in subsequent periods:</b>			
Re-measurement gains / (losses) on post employment defined benefit plans		(4,884.00)	2,303.00
Net Re-measurement gains / (losses) on post employment defined benefit plans		(4,884.00)	2,303.00
Net other comprehensive income not to be reclassified to profit or loss in subsequent periods		(4,884.00)	2,303.00
<b>Other comprehensive income for the year/period, net of tax (B)</b>		<b>(4,884.00)</b>	<b>2,303.00</b>
<b>Total comprehensive income for the year/period, net of tax (A+B)</b>		<b>(6,23,64,967.25)</b>	<b>(62,91,33,977.35)</b>
Weighted average number of equity shares for basic EPS		10,000.00	10,000.00
Weighted average number of equity shares adjusted for the effect of dilution		10,000.00	10,000.00
Earnings per equity share from continuing operations: Basic and diluted, computed on the basis of profit from continuing operations attributable to equity holders			
Basic		(6,236.01)	(62,913.63)
Diluted		(6,236.01)	(62,913.63)
<b>Summary of significant accounting policies</b>			

The accompanying notes are an integral part of the consolidated financial statements

As per our report of even date  
For **GIRISH MURTHY & KUMAR**  
Chartered Accountants

ICAI Firm registration number: 0009445

per **A. V. SATHISH KUMAR**  
Partner

Membership No: 26526



*Rajib Misra*  
**RAJIB MISRA**  
DIRECTOR  
DIN: 07820202

For and on behalf of Board of Directors of  
Corporate identity number  
**HARVINDER MANOCHA**  
DIRECTOR  
DIN No: 03272052



Place: BENGALURU  
Date: 26/05/2020

Place: DELHI  
Date: 26/05/2020



**GMR LONDA HYDROPOWER PRIVATE LIMITED**

Notes to the Standalone financial statements for the period ended March 31, 2020

**3 Property plant and equipment and Capital work-in-progress**

Particulars	Owned Assets				(Rs.)
	Plant and machinery	Office equipments	Furniture and fixtures	Total	Capital work in progress
<b>Gross block</b>					
At cost/deemed cost					
As at April 1, 2018	1,00,470.00	51,064.00	1,39,185.00	2,90,719.00	56,66,30,550.00
Impairment					(56,66,30,550.00)
As at , March 31, 2019	1,00,470.00	51,064.00	1,39,185.00	2,90,719.00	-
Opening	1,00,470.00	51,064.00	1,39,185.00	2,90,719.00	-
As at , March 31, 2020	1,00,470.00	51,064.00	1,39,185.00	2,90,719.00	-
<b>Accumulated depreciation</b>					
At cost/deemed cost					
As at April 1, 2018	27,562.00	32,709.00	1,04,693.00	1,64,964.00	
Charge for the year	9,187.26	10,903.21	34,492.05	54,582.52	
As at , March 31, 2019	36,749.26	43,612.21	1,39,185.05	2,19,546.52	
Opening	36,749.26	43,612.21	1,39,185.05	2,19,546.52	
Charge for the year	9,187.25	2,732.27	-	11,919.52	
As at , March 31, 2020	45,936.51	46,344.48	1,39,185.05	2,31,466.04	-
<b>Net block</b>					
As at April 1, 2018	72,908.00	18,355.00	34,492.00	1,25,755.00	56,66,30,550.00
As at March 31, 2019	63,720.74	7,451.79	-	71,172.48	-
As at March 31, 2020	54,533.49	4,719.52	-	59,252.96	-





## 10 Other financial assets

Unsecured, considered good unless stated otherwise  
Interest accrued on Inter corporate loans and deposits

		(Rs.)	
		Non Current	Current
March 31, 2020	March 31, 2019	March 31, 2020	March 31, 2019
-	-	-	-
-	-	-	-
-	-	-	-

## 11 Other non current assets /Other current assets

## Capital advances

Unsecured, considered good  
Capital advances to others

Provision for doubtful advances

Total (A)

		(Rs.)	
		Non current	Current
March 31, 2020	March 31, 2019	March 31, 2020	March 31, 2019
81,60,000.00	81,60,000.00	-	-
81,60,000.00	81,60,000.00	-	-
-	-	-	-
81,60,000.00	81,60,000.00	-	-

## Advances other than capital advances

Unsecured, considered good  
Advance to suppliers

Provision for doubtful advances

Total (B)

-	-	2,25,44,748.00	2,25,34,148.00
-	-	2,25,44,748.00	2,25,34,148.00
-	-	-	-
-	-	2,25,44,748.00	2,25,34,148.00

## Other advances

Prepaid expenses  
Prepaid gratuity premium

Provision for doubtful advances

Total (C)

Total (A+B+C)

-	-	3,860.46	8,009.82
-	-	1,93,726.00	1,95,044.00
-	-	1,97,586.46	2,03,053.82
-	-	-	-
-	-	1,97,586.46	2,03,053.82
81,60,000.00	81,60,000.00	2,27,42,334.46	2,27,37,201.82

## 14 Cash and cash equivalents

Balances with banks  
- on current accounts

Cash on hand / credit card collection

Total

		(Rs.)	
		Current	
March 31, 2020	March 31, 2019	March 31, 2020	March 31, 2019
5,76,473.96	78,757.96	5,76,473.96	78,757.96
5,00,000.00	-	5,00,000.00	-
10,76,473.96	78,757.96	10,76,473.96	78,757.96
10,76,473.96	78,757.96	10,76,473.96	78,757.96





## 15. Share capital

	Equity shares		Preference shares	
	No. of shares	(Rs.)	No. of shares	(Rs.)
Authorised equity share capital:				
At April 01, 2018	1,00,000.00	10,00,000.00	-	-
Increase during the year	-	-	-	-
At March 31, 2019	1,00,000.00	10,00,000.00	-	-
Increase during the year	-	-	-	-
At March 31, 2020	1,00,000.00	10,00,000.00	-	-

## a. Movement in share capital

	Equity shares		Preference shares	
	No. of shares	(Rs.)	No. of shares	(Rs.)
At April 01, 2018	10,000.00	1,00,000.00	-	-
At March 31, 2019	10,000.00	1,00,000.00	-	-
At March 31, 2020	10,000.00	1,00,000.00	-	-

## b. Shares held by holding company and/or their subsidiaries/ associates.

Name of the shareholder	March 31, 2020		March 31, 2019	
	No. of shares	(Rs.)	No. of shares	(Rs.)
GMR Generation Assets Limited	10,000.00	1,00,000.00	10,000.00	1,00,000.00
Equity shares of Rs 10 each, fully paid up				

## c. Details of share holding more than 5% shares in the Company

Name of the shareholder	March 31, 2020		March 31, 2019	
	No. of shares	(Rs.)	No. of shares	(Rs.)
Equity shares of Rs 10 each, fully paid up				
GMR Generation Assets Limited	10,000	1,00,000	10,000	1,00,000





**GMR LONDA HYDROPOWER PRIVATE LIMITED**

Notes to the Standalone financial statements for the year/period ended March 31, 2020

Statement of changes in equity

(Rs.)

	Notes	Attributable to the equity holders				Total equity
		Equity share capital	Equity component of compound financial instruments	Reserves and surplus	Items of OCI	
				Retained earnings	Remeasurement gain/(loss) on defined benefit plans (OCI)	
Balance as at April 1, 2018		1,00,000.00	4,29,51,431.00	(15,03,92,851.00)	23,603.00	(10,73,17,817.00)
Profit/ (loss) during the period/year		-	-	(62,91,36,279.40)	-	(62,91,36,279.40)
Total comprehensive income for the period/year		-	-	(62,91,36,279.40)	2,303.00	(62,91,33,976.40)
Balance as at March 31,2019		1,00,000.00	4,29,51,431.00	(77,95,29,131.48)	25,906.00	(73,64,51,794.48)
Opening balance						
Profit/ (loss) during the period/year		1,00,000.00	4,29,51,431.00	(77,95,29,131.48)	25,906.00	(73,64,51,794.48)
Other comprehensive income		-	-	(6,23,60,083.25)	-	(6,23,60,083.25)
Total comprehensive income for the period/year		-	-	-	(4,884.00)	(4,884.00)
Adjustment in retained earnings		-	-	(6,23,60,083.25)	(4,884.00)	(6,23,64,967.25)
Balance as at year/period ended ,March 31, 2020		1,00,000.00	4,29,51,431.00	(84,18,86,276.73)	21,022.00	(79,88,13,823.73)

The accompanying notes are an integral part of the consolidated financial statements

As per our report of even date

For GIRISH MURTHY & KUMAR

Chartered Accountants

ICAI Firm registration number: 000934S

per A. V. SATHISH KUMAR

Partner

Membership No: 26536

Place: BENGALURU

Date: 26/05/2020



For and on behalf of Board of Directors of

Corporate identity number:

HARVINDER MANOCHA

DIRECTOR

DIN No: 03272052



Place: DELHI

Date: 26/05/2020



**GMR LONDA HYDROPOWER PRIVATE LIMITED**

Notes to the Standalone financial statements for the year ended March 31, 2020

**16 Other equity**

(Rs.)

**Equity portion of compound financial instrument**

Balance as at March 31, 2018	4,29,51,431.00
<b>Balance as at March 31, 2019</b>	<b>4,29,51,431.00</b>
Balance as at March 31, 2019	4,29,51,431.00
<b>Balance as at March 31, 2020</b>	<b>(A) 4,29,51,431.00</b>

**Surplus in the statement of profit and loss**

Balance as at March 31, 2018	(15,03,92,851.00)
Profit/ (Loss) for the period	(62,91,36,279.40)
<b>Balance as at March 31, 2019</b>	<b>(77,95,29,131.48)</b>
Balance as at March 31, 2019	(77,95,29,131.48)
Profit/ (loss) for the period	(6,23,60,083.25)
Adjustment in retained earnings	2,938.00
<b>Balance as at March 31, 2020</b>	<b>(P) (84,18,62,673.73)</b>

**Remeasurement gain/(loss) on defined benefit plans (OCI)**

Balance as at March 31, 2018	23,603.00
Movement during the year	2,303.00
<b>Balance as at March 31, 2019</b>	<b>25,906.00</b>
Balance as at March 31, 2019	25,905.00
Movement during the year	(4,884.00)
<b>Balance as at March 31, 2020</b>	<b>(T) 21,021.00</b>

**Total other equity (A+B+C+D+E+F+G+H+I+J+K+L+M+N+O+P+Q+R+S+T+U+V)**

Balance as at March 31, 2019	(73,65,51,794.48)
<b>Balance as at March 31, 2020</b>	<b>(79,89,13,823.73)</b>





18 Trade payables

(Rs.)

	Non current		Current	
	March 31, 2020	March 31, 2019	March 31, 2020	March 31, 2019
Other trade payables				
Due from Related parties	-	-	15,73,04,017.53	9,77,19,159.48
Due from others	-	-	1,93,297.91	2,06,120.00
	-	-	15,74,97,315.44	9,79,25,279.48

19 Other financial liabilities

(Rs.)

	Non current		Current	
	March 31, 2020	March 31, 2019	March 31, 2020	March 31, 2019
Other financial liabilities at amortized cost				
Non-trade payable (including retention money)	-	-	-	6,512.65
Non trade payable- Related parties	-	-	1,180.00	-
Total (C)	-	-	1,180.00	6,512.65
Total (A+B+C+D)	-	-	1,180.00	6,512.65

20 Provisions

(Rs.)

	Non current		Current	
	March 31, 2020	March 31, 2019	March 31, 2020	March 31, 2019
Provision for employees benefits				
Provision for superannuation	-	-	2,153.60	2,152.80
Provision for leave encashment	2,35,823.00	1,46,737.00	24,853.00	87,609.00
	2,35,823.00	1,46,737.00	27,006.60	89,761.80
	2,35,823.00	1,46,737.00	27,006.60	89,761.80

21 Other non-current liabilities

(Rs.)

	Non current		Current	
	March 31, 2020	March 31, 2019	March 31, 2020	March 31, 2019
Statutory dues payable	-	-	5,14,668.86	7,04,745.60
Other liabilities	-	-	-	-
	-	-	5,14,668.86	7,04,745.60

22 Short term borrowings

(Rs.)

	Current	
	March 31, 2020	March 31, 2019
Unsecured		
Inter corporate loans and deposits	67,25,75,891.00	66,86,25,891.00
	67,25,75,891.00	66,86,25,891.00
The above amount includes		
Secured borrowings	-	-
Unsecured borrowings	67,25,75,891.00	66,86,25,891.00
	67,25,75,891.00	66,86,25,891.00

\* The Company has accepted intercorporate deposits from its holding company and from its fellow subsidiary companies, which is repayable within one year from date of deposit or on demand. Interest on deposit from holding company is Nil (March 31, 2019: Nil) and from fellow subsidiary companies is ranging from 7.00% to 12.25%.





**GMR LONDA HYDROPOWER PRIVATE LIMITED**

Notes to Profit &amp; Loss statement for the period/year ending March 31, 2020

**25 Other income**

Miscellaneous income

Miscellaneous income - related parties

		(Rs.)
March 31, 2020	March 31, 2019	
14,750.00		0.95
-	-	-
14,750.00		0.95





**GMR LONDA HYDROPOWER PRIVATE LIMITED**

Notes to Profit & Loss statement for the period/year ending March 31, 2020

**29 Employee benefit expenses**

	(Rs.)	
	March 31, 2020	March 31, 2019
Salaries wages and bonus	9,22,702.76	8,83,399.04
Contribution to provident and other funds	67,120.65	66,621.80
Gratuity expenses	(1,692.00)	(1,842.00)
Staff welfare expenses	13,892.36	21,741.68
	<u>10,02,023.77</u>	<u>9,69,920.52</u>

**30 Other expenses**

	(Rs.)	
	March 31, 2020	March 31, 2019
	Rs.	Rs.
Rates and taxes	27,579.00	27,232.00
Lease rent	-	2,19,135.00
Printing & stationary	-	3,422.00
Legal and professional fees	4,366.00	37,317.00
Remuneration to auditor	41,300.00	41,450.00
Loss on disposal of assets (net)	-	-
Logo fees	1,180.00	1,120.00
Miscellaneous expenses	308.36	3.22
	<u>74,733.36</u>	<u>3,29,679.22</u>

**31 Depreciation & amortisation expenses**

	(Rs.)	
	March 31, 2020	March 31, 2019
Depreciation of property plant & equipment	11,919.52	54,582.52
	<u>11,919.52</u>	<u>54,582.52</u>

**32 Finance costs**

	(Rs.)	
	March 31, 2020	March 31, 2019
Interest on debts and borrowings	6,12,84,594.60	6,11,50,711.99
Other borrowing cost	1,562.00	836.00
	<u>6,12,86,156.60</u>	<u>6,11,51,547.99</u>





**GMR LONDA HYDROPOWER PRIVATE LIMITED**

CIN No

Notes to Profit &amp; Loss statement for the period/year ending March 31, 2020

**33 Earnings per share (EPS)**

	March 31, 2020	March 31, 2019
Profit attributable to equity holders of parent:		
Continuing operations (Rs in crore)	(6,23,60,083.25)	(62,91,36,280.35)
Discontinued operations (Rs in crore)	-	-
<b>Profit attributable to equity holders of parent for basic / diluted earnings per share( Rs in crore)</b>	<b>(6,23,60,083.25)</b>	<b>(62,91,36,280.35)</b>
Weighted average number of equity shares for basic EPS	10,000.00	10,000.00
Effect of dilution:		
Weighted average number of equity shares adjusted for the effect of dilution	10,000.00	10,000.00
Earnings per share for continuing operations - Basic (Rs)	(6,236.01)	(62,913.63)
Earnings per share for discontinued operations - Basic (Rs)	-	-
Earnings per share for continuing operations - Diluted (Rs)	(6,236.01)	(62,913.63)
Earnings per share for discontinued operations - Diluted (Rs)	-	-
Earnings per share for continuing and discontinued operations - Basic (Rs)	(6,236.01)	(62,913.63)
Earnings per share for continuing and discontinued operations - Diluted (Rs)	(6,236.01)	(62,913.63)





Amount in Rs

GMR Londa Hydropower Private Limited					
Statement of Standalone Financial Results for the period ended 31/03/2020					
Particulars	Quarter ended			Year ended	
	31-March-20	31-December-19	31-March-19	31-March-20	31-March-19
	Un Audited	Un Audited	Un Audited	Audited	Audited
<b>A. Continuing Operations</b>					
1. Revenue					
a) Revenue from operations					
i) Sales, income from operations					
ii) Other operating income					
b) Other income					
i) Foreign Exchange Fluctuation (Net)					
ii) Others			(0)	14,750	
Total revenue			(0)	14,750	
2. Expenses					
a) Employee benefits expense	2,53,982	2,33,075	1,86,810	10,02,024	9,69,921
b) Finance costs	1,52,38,634	1,54,05,048	1,50,70,631	6,12,86,157	6,11,51,548
c) Depreciation and amortisation expenses	2,548	2,576	12,884	11,920	54,583
d) Other expenses	30,230	29,332	42,387	74,731	1,29,679
Total expenses	1,55,25,394	1,56,69,829	1,53,12,712	6,23,74,832	6,26,86,730
Profit/(loss) from continuing operations before exceptional items and tax expense (1-2)	(1,53,25,394)	(1,56,69,829)	(1,53,12,712)	(6,23,60,082)	(6,25,05,730)
3. Exceptional items			(56,66,30,550)		(56,66,30,550)
4. Profit/(loss) from continuing operations before tax expenses (3+4)	(1,53,25,394)	(1,56,69,829)	(58,19,43,262)	(6,23,60,082)	(6,23,36,281)
5. Tax expenses of continuing operations					
i) Current tax					
ii) Deferred tax					
6. Profit/(loss) after tax from continuing operations (5+4)	(1,53,25,394)	(1,56,69,829)	(58,19,43,262)	(6,23,60,082)	(6,23,36,281)
<b>B. Discontinued Operations</b>					
7. Profit/(loss) from discontinued operations before tax expenses					
8. Tax expenses of discontinued operations					
i) Current tax					
ii) Deferred tax					
9. Profit/(loss) after tax from discontinued operations (8+9)					0
10. Profit/(loss) after tax for respective periods (7+9)	(1,53,25,394)	(1,56,69,829)	(58,19,43,262)	(6,23,60,082)	(6,23,36,281)
<b>11. Other Comprehensive Income</b>					
(A) (i) Items that will not be reclassified to profit or loss	(11,779)	5,728	(4,925)	(4,884)	2,303
ii) Items that will be reclassified to profit or loss					
(B) (i) Items that will be reclassified to profit or loss					
ii) Items that will be reclassified to profit or loss					
12. Total other comprehensive income, net of tax for the respective period	(11,779)	5,728	(4,925)	(4,884)	2,303
13. Total comprehensive income for the respective periods (11+12)	(1,53,37,173)	(1,56,64,101)	(58,19,48,187)	(6,23,64,966)	(6,23,33,978)
<b>14. Earnings per equity share</b>					
(a) Basic - Diluted before Exceptional items	(1,53,37,173)	(1,56,64,101)	(58,19,48,187)	(6,23,64,966)	(6,23,33,978)
(b) Basic - Diluted after Exceptional items	(1,53,37,173)	(1,56,64,101)	(58,19,48,187)	(6,23,64,966)	(6,23,33,978)
(c) Basic - Diluted EFN (extraordinary financial net)	(1,53,37,173)	(1,56,64,101)	(58,19,48,187)	(6,23,64,966)	(6,23,33,978)

For Girish Murthy & Kumar  
Chartered Accountants  
Firm Registration Number: 0009345



A.V. Satish Kumar  
Partner  
Membership no.: 28526

Place: Bangalore  
Date: 26-05-2020

For and on behalf of the Board of directors

*Rajiv Misra*  
Rajiv Misra  
Director  
DIN: 07820202

*Harvinder Manocha*  
Harvinder Manocha  
Director  
DIN: 08272052





Standalone Financials for GMR Londa Hydropower Private Limited  
Cash Flow

	(Rs.)	
	March 31, 2020	March 31, 2019
<b>CASH FLOW FROM / (USED IN) OPERATING ACTIVITIES</b>		
Profit/ (Loss) before tax from continuing operations		
Profit/ (Loss) before tax from discontinued operations	(6,23,60,083.25)	(62,91,36,280.35)
Profit / (loss) before income tax including discontinued operation	(6,23,60,083.25)	(62,91,36,280.35)
Adjustments to reconcile (loss) / profit before tax to net cash flows		
Depreciation of property, plant and equipment, investment properties and amortization of intangible assets	11,919.52	54,582.52
Assets written off	-	56,66,30,550.34
Finance costs	6,12,86,156.60	6,11,51,547.99
Remeasurement gain/(loss) on defined benefit plans (OCI)	(4,884.00)	2,303.00
Operating profit before working capital changes	(10,66,891.13)	(12,97,296.50)
Movements in working capital :		
Other current assets	(5,132.64)	-
Trade payable	5,95,72,035.96	5,83,64,086.48
Other current financial liabilities	(5,332.65)	6,512.27
Provisions	26,330.00	18,614.86
Other current liabilities	(1,90,076.74)	2,03,612.76
Cash generated from operations	5,83,33,871.80	5,72,95,529.87
Direct taxes paid	-	-
Net cash flow from operating activities (A)	5,83,33,871.80	5,72,95,529.87
<b>CASH FLOW (USED IN) / FROM INVESTING ACTIVITIES</b>		
Loans (given to) / repaid by others	-	(12,820.60)
Net cash flow used in investing activities (B)	-	(12,820.60)
<b>CASH FLOW (USED IN) / FROM FINANCING ACTIVITIES</b>		
Proceeds from borrowings	39,50,000.00	2,38,10,000.00
Repayment of borrowings	-	(2,00,00,000.00)
Finance costs paid	(6,12,86,156.60)	(6,11,51,547.99)
Net cash flow (used in) / from financing activities (C)	(5,73,36,156.60)	(5,73,41,547.99)
Net (decrease) / increase in cash and cash equivalents (A + B + C)	9,97,715.20	(58,838.72)
Cash and cash equivalents as at April 1, 2019	78,758.76	1,37,596.68
Cash and cash equivalents as at March 31, 2020	10,76,473.96	78,757.96
<b>COMPONENTS OF CASH AND CASH EQUIVALENTS</b>		
Balances with banks:		
- on current accounts	5,76,473.96	78,757.96
Cash on hand / credit card collection	5,00,000.00	-
Total cash and cash equivalents	10,76,473.96	78,757.96





**GMR Londa Hydropower Private Limited**

**Notes to financial statements for the year ended 31<sup>st</sup> March 2020**

**1. Corporate Information:**

GMR Londa Hydro Power Private Limited was incorporated on 05th Nov 2008 and promoted as a Special Purpose Vehicle (SPV) by GMR Energy Limited, the holding company and incorporated under the provisions of the Companies Act 2013 to develop and operate 225 MW hydro based power project in Talong, District of Arunachal Pradesh.

The financial statements were approved for issue in accordance with a resolution of the directors on 26<sup>th</sup> May 2020.

**2. Significant Accounting Policies:**

**a. Basis of Preparation of Financial Statements:**

The financial statements are prepared in accordance with Indian Accounting Standards (Ind AS), under the historical cost convention on the accrual basis except for certain financial instruments which are measured at fair values, the provisions of Companies Act, 2013 (the 'Act') (to the extent notified). The Ind AS are prescribed under section 133 of the Act read with Rule 3 of the Companies (Indian Accounting Standards) Rules, 2015 and relevant amendment rules issued thereafter.

Accounting policies have been consistently applied except where a newly issued accounting standard is initially adopted or a revision to an existing accounting standard requires a change in the accounting policy hitherto in use.

The financial statements are presented in Indian Rupees (INR).

**Current versus non-current classification**

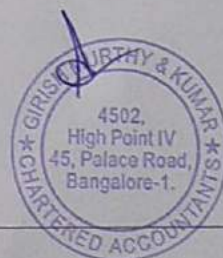
The Company presents assets and liabilities in the balance sheet based on current/ non-current classification. An asset is treated as current when it is:

- a) Expected to be realized or intended to be sold or consumed in normal operating cycle
- b) Held primarily for the purpose of trading
- c) Expected to be realized within twelve months after the reporting period, or
- d) Cash or cash equivalent unless restricted from being exchanged or used to settle a liability for at least twelve months after the reporting period

All other assets are classified as non-current.

A liability is current when:

- a) It is expected to be settled in normal operating cycle
- b) It is held primarily for the purpose of trading
- c) It is due to be settled within twelve months after the reporting period, or





**GMR Londa Hydropower Private Limited**

**Notes to financial statements for the year ended 31<sup>st</sup> March 2020**

d) There is no unconditional right to defer the settlement of the liability for at least twelve months after the reporting period

All other liabilities as non-current.

Deferred tax assets and liabilities are classified as non-current assets and liabilities.

The operating cycle is the time between the acquisition of assets for processing and their realization in cash and cash equivalents. The Company has identified twelve months as its operating cycle.

**Property, plant and equipment**

On transition to Ind AS, the company has elected to continue with the carrying value of all of its property, plant and equipment as at 31 March 2015, measured as per the previous GAAP and use that carrying value as the deemed cost of the property, plant and equipment as on 1 April 2015.

Property plant and equipment are stated at acquisition cost less accumulated depreciation and impairment if any. Such cost includes the cost of replacing part of the plant and equipment and borrowing costs for long-term construction projects if the recognition criteria are met.

**Recognition:**

The cost of an item of property, plant and equipment shall be recognized as an asset if, and only if:


- (a) it is probable that future economic benefits associated with the item will flow to the entity; and
- (b) the cost of the item can be measured reliably.

When significant parts of plant and equipment are required to be replaced at intervals, Company depreciates them separately based on their specific useful lives. Likewise, when a major inspection is performed, its cost is recognized in the carrying amount of the plant and equipment as a replacement if the recognition criteria are satisfied. All other repair and maintenance costs are recognized in profit or loss as incurred.

Gains or losses arising from de-recognition of tangible assets are measured as the difference between the net disposable proceeds and the carrying amount of the asset and are recognized in the Statement of Profit and Loss when the asset is derecognized.

Further, When each major inspection is performed, its cost is recognized in the carrying amount of the item of property, plant and equipment as a replacement if the recognition criteria are satisfied.

Any remaining carrying amount of the cost of the previous inspection (as distinct from physical parts) is derecognized.





## **GMR Londa Hydropower Private Limited**

### **Notes to financial statements for the year ended 31<sup>st</sup> March 2020**

Machinery spares which are specific to a particular item of fixed asset and whose use is expected to be irregular are capitalized as fixed assets.

Spare parts are capitalized when they meet the definition of PPE, i.e., when the company intends to use these during more than a period of 12 months.

Assets under installation or under construction as at the balance sheet date are shown as Capital Work in Progress and the related advances are shown as Loans and advances.

All Project related expenditure viz, civil works, machinery under erection, construction and erection materials, pre-operative expenditure incidental / attributable to construction of project, borrowing cost incurred prior to the date of commercial operation and trial run expenditure are shown under Capital Work-in-Progress. These expenses are net of recoveries and income from surplus funds arising out of project specific borrowings after taxes.

### **Depreciation**

The depreciation on the Property plant and equipment is calculated on a straight-line basis using the rates arrived at, based on useful lives estimated by the management, which coincides with the lives prescribed under Schedule II of Companies Act, 2013. Assets individually costing less than Rs. 5,000, which are fully depreciated in the year of acquisition.

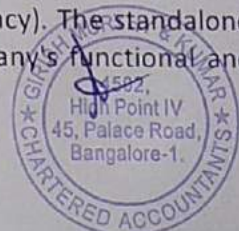
Depreciation on additions is being provided on a pro-rata basis from the date of such additions. Similarly, depreciation on assets sold/disposed off during the year is being provided up to the dates on which such assets are sold/disposed off. Modification or extension to an existing asset, which is of capital nature and which becomes an integral part thereof is depreciated prospectively over the remaining useful life of that asset.

The residual values, useful lives and methods of depreciation of property, plant and equipment are reviewed at each financial year end and adjusted prospectively, if appropriate

Leasehold land is amortized over the tenure of the lease except in case of power plants where it is amortized from the date of commercial operation. Leasehold improvements are the amortized over the primary period of the lease or estimated useful life whichever is shorter.

### **Functional and presentation currency**

Items included in the financial statements are measured using the currency of the primary economic environment in which the entity operates (the functional currency). The standalone financial statements are presented in Indian rupee (INR), which is Company's functional and presentation currency.





## GMR Londa Hydropower Private Limited

Notes to financial statements for the year ended 31<sup>st</sup> March 2020

### Borrowing cost

Borrowing costs that are directly attributable to the acquisition, construction or production of a qualifying asset that necessarily takes a substantial period of time to get ready for its intended use or sale are capitalized as part of the cost of the asset. All other borrowing costs are expensed in the period in which they occur.

### Impairment of non-financial assets

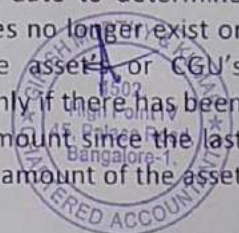
The Company assesses at each reporting date whether there is an indication that an asset may be impaired. If any indication exists, or when annual impairment testing for an asset is required, the company estimates the asset's recoverable amount. An asset's recoverable amount is the higher of an asset's or cash generating units' (CGUs) net selling price and its value in use. The recoverable amount is determined on an individual asset basis, unless the asset does not generate cash inflows that are largely independent of those from other assets or group of assets. When the carrying amount of an asset or CGU exceeds its recoverable amount, the asset is considered impaired and is written down to its recoverable amount.

In assessing value in use, the estimated future cash flows are discounted to their present value using a pre-tax discount rate that reflects current market assessments of the time value of money and the risks specific to the asset. In determining net selling price, recent market transactions are taken into account, if available. If no such transactions can be identified, an appropriate valuation model is used. These calculations are corroborated by valuation multiples, quoted share prices for publicly traded companies or other available fair value indicators.

The Company bases its impairment calculation on detailed budgets and forecast calculations, which are prepared separately for each of the Company's CGUs to which the individual assets are allocated. These budgets and forecast calculations generally cover a period of five years. For longer periods, a long-term growth rate is calculated and applied to project future cash flows after the fifth year. To estimate cash flow projections beyond periods covered by the most recent budgets/forecasts, the Company extrapolates cash flow projections in the budget using a steady or declining growth rate for subsequent years, unless an increasing rate can be justified. In any case, this growth rate does not exceed the long-term average growth rate for the products, industries, or country or countries in which the entity operates, or for the market in which the asset is used.

Impairment losses of continuing operations, including impairment on inventories, are recognized in the statement of profit and loss, except for properties previously revalued with the revaluation surplus taken to OCI. For such properties, the impairment is recognized in OCI up to the amount of any previous revaluation surplus. After impairment, depreciation is provided on the revised carrying amount of the asset over its remaining useful life.

For assets excluding goodwill, an assessment is made at each reporting date to determine whether there is an indication that previously recognized impairment losses no longer exist or have decreased. If such indication exists, the Company estimates the asset's or CGU's recoverable amount. A previously recognized impairment loss is reversed only if there has been a change in the assumptions used to determine the asset's recoverable amount since the last impairment loss was recognized. The reversal is limited so that the carrying amount of the asset





**GMR Londa Hydropower Private Limited**

**Notes to financial statements for the year ended 31<sup>st</sup> March 2020**

does not exceed its recoverable amount, nor exceed the carrying amount that would have been determined, net of depreciation, had no impairment loss been recognized for the asset in prior years. Such reversal is recognized in the statement of profit or loss unless the asset is carried at a revalued amount, in which case, the reversal is treated as a revaluation increase.

Goodwill (if available) is tested for impairment annually as at 31 December and when circumstances indicate that the carrying value may be impaired. Impairment is determined for goodwill by assessing the recoverable amount of each CGU (or group of CGUs) to which the goodwill relates. When the recoverable amount of the CGU is less than its carrying amount, an impairment loss is recognized. Impairment losses relating to goodwill cannot be reversed in future periods.

Intangible assets with indefinite useful lives (if available) are tested for impairment annually as at 31 December at the CGU level, as appropriate, and when circumstances indicate that the carrying value may be impaired.

**Provisions, Contingent liabilities, Contingent assets, and Commitments:**

**Provisions:**

Provisions are recognized when the Company has a present obligation (legal or constructive) as a result of a past event, it is probable that an outflow of resources embodying economic benefits will be required to settle the obligation and a reliable estimate can be made of the amount of the obligation. When the Company expects some or all of a provision to be reimbursed, for example, under an insurance contract, the reimbursement is recognized as a separate asset, but only when the reimbursement is virtually certain. The expense relating to a provision is presented in the statement of profit and loss net of any reimbursement. If the effect of the time value of money is material, provisions are discounted using a current pre-tax rate that reflects, when appropriate, the risks specific to the liability. When discounting is used, the increase in the provision due to the passage of time is recognized as a finance cost."

**Contingent liability is disclosed in the case of:**

- A present obligation arising from past events, when it is not probable that an outflow of resources will not be required to settle the obligation
- A present obligation arising from past events, when no reliable estimate is possible
- A possible obligation arising from past events, unless the probability of outflow of resources is remote
- Commitments include the amount of purchase order (net of advances) issued to parties for completion of assets
- Provisions, contingent liabilities, contingent assets and commitments are reviewed at each balance sheet date.





### Retirement and other Employee Benefits

Remeasurements, comprising of actuarial gains and losses, the effect of the asset ceiling, excluding amounts included in net interest on the net defined benefit liability and the return on plan assets (excluding amounts included in net interest on the net defined benefit liability), are recognized immediately in the balance sheet with a corresponding debit or credit to retained earnings through OCI in the period in which they occur. Remeasurements are not reclassified to profit or loss in subsequent periods. Past service costs are recognized in profit or loss on the earlier of:

- i) The date of the plan amendment or curtailment, and
- ii) The date that the Company recognizes related restructuring costs

Net interest is calculated by applying the discount rate to the net defined benefit liability or asset. The Company recognizes the following changes in the net defined benefit obligation as an expense in the statement of profit and loss:

- i) Service costs comprising current service costs, past-service costs, gains and losses on curtailments and non-routine settlements; and
- ii) Net interest expense or income.

### Short term employee benefits

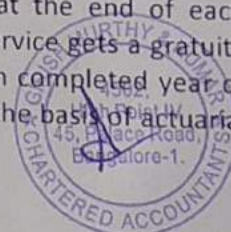
Accumulated leave, which is expected to be utilized within the next 12 months, is treated as short-term employee benefit. The company measures the expected cost of such absences as the additional amount that it expects to pay as a result of the unused entitlement that has accumulated at the reporting date.

The company treats accumulated leave expected to be carried forward beyond twelve months, as long-term employee benefit for measurement purposes. Such long-term compensated absences are provided for based on the actuarial valuation using the projected unit credit method at the year-end. Actuarial gains/losses are immediately taken to the statement of profit and loss and are not deferred.

The company presents the leave as a current liability in the balance sheet, to the extent it does not have an unconditional right to defer its settlement for 12 months after the reporting date. Where company has the unconditional legal and contractual right to defer the settlement for a period beyond 12 months, the same is presented as non-current liability.

### Defined benefit plans

Gratuity is a defined benefit scheme which is funded through policy taken from Life insurance corporation of India and Liability (net of fair value of investment in LIC) is provided for on the basis of an actuarial valuation on projected unit credit method made at the end of each financial year. Every employee who has completed five years or more of service gets a gratuity on departure at 15 days' salary (based on last drawn basic salary) for each completed year of service. The cost of providing benefits under the scheme is determined on the basis of actuarial valuation under projected unit credit (PUC) method.





**GMR Londa Hydropower Private Limited**  
**Notes to financial statements for the year ended 31<sup>st</sup> March 2020**

Remeasurements, comprising of actuarial gains and losses, the effect of the asset ceiling, excluding amounts included in net interest on the net defined benefit liability and the return on plan assets (excluding amounts included in net interest on the net defined benefit liability), are recognized immediately in the balance sheet with a corresponding debit or credit to retained earnings through OCI in the period in which they occur. Remeasurements are not reclassified to profit or loss in subsequent periods.

Past service costs are recognized in profit or loss on the earlier of:

- a. The date of the plan amendment or curtailment, and
- b. The date that the Company recognizes related restructuring costs

Net interest is calculated by applying the discount rate to the net defined benefit liability or asset. The Company recognizes the following changes in the net defined benefit obligation as an expense in the statement of profit and loss:

- a. Service costs comprising current service costs, past-service costs, gains and losses on curtailments and non-routine settlements; and
- b. Net interest expense or income

**Long term employee benefits**

Compensated absences which are not expected to occur within twelve months after the end of the period in which the employee renders the related services are recognised as a liability at the present value of the defined benefit obligation at the balance sheet date.

**Financial Instruments**

A financial instrument is any contract that gives rise to a financial asset of one entity and a financial liability or equity instrument of another entity.

**Financial assets**

**Initial recognition and measurement**

All financial assets are recognised initially at fair value plus, in the case of financial assets not recorded at fair value through profit or loss, transaction costs that are attributable to the acquisition of the financial asset. Purchases or sales of financial assets that require delivery of assets within a time frame established by regulation or convention in the market place (regular way trades) are recognised on the trade date, i.e., the date that the Group commits to purchase or sell the asset.

**Subsequent measurement**

For purposes of subsequent measurement, financial assets are classified in four categories:

- a) Debt instruments at amortized cost
- b) Debt instruments at fair value through other comprehensive income (FVTOCI)





**GMR Londa Hydropower Private Limited**

**Notes to financial statements for the year ended 31<sup>st</sup> March 2020**

- c) Debt instruments, derivatives and equity instruments at fair value through profit or loss (FVTPL)
- d) Equity instruments measured at fair value through other comprehensive income (FVTOCI)

**a) Debt instruments at amortized cost:**

A 'debt instrument' is measured at the amortized cost if both the following conditions are met:

- The asset is held within a business model whose objective is to hold assets for collecting contractual cash flows, and
- Contractual terms of the asset give rise on specified dates to cash flows that are solely payments of principal and interest (SPPI) on the principal amount outstanding.

This category is the most relevant to the Company. After initial measurement, such financial assets are subsequently measured at amortized cost using the effective interest rate (EIR) method.

Amortized cost is calculated by taking into account any discount or premium on acquisition and fees or costs that are an integral part of the EIR. The EIR amortization is included in finance income in the profit or loss. The losses arising from impairment are recognised in the profit or loss. This category generally applies to trade and other receivables.

**b) Debt instrument at FVTOCI:**

A 'debt instrument' is classified as at the FVTOCI if both of the following criteria are met:

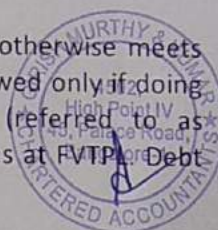
- The objective of the business model is achieved both by collecting contractual cash flows and selling the financial assets, and
- The asset's contractual cash flows represent SPPI.

Debt instruments included within the FVTOCI category are measured initially as well as at each reporting date at fair value. Fair value movements are recognized in the other comprehensive income (OCI). However, the group recognizes interest income, impairment losses & reversals and foreign exchange gain or loss in the P&L. On derecognition of the asset, cumulative gain or loss previously recognised in OCI is reclassified from the equity to P&L. Interest earned whilst holding FVTOCI debt instrument is reported as interest income using the EIR method.

**c) Debt instrument at FVTPL:**

FVTPL is a residual category for debt instruments. Any debt instrument, which does not meet the criteria for categorization as at amortized cost or as FVTOCI, is classified as at FVTPL.

In addition, the Company may elect to designate a debt instrument, which otherwise meets amortized cost or FVTOCI criteria, as at FVTPL. However, such election is allowed only if doing so reduces or eliminates a measurement or recognition inconsistency (referred to as 'accounting mismatch'). The group has not designated any debt instrument as at FVTPL Debt





**GMR Londa Hydropower Private Limited**

**Notes to financial statements for the year ended 31<sup>st</sup> March 2020**

instruments included within the FVTPL category are measured at fair value with all changes recognized in the P&L.

**d) Equity investments:**

All equity investments in scope of Ind AS 109 are measured at fair value. Equity instruments which are held for trading and contingent consideration recognised by an acquirer in a business combination to which Ind AS103 applies are classified as at FVTPL. For all other equity instruments, the group may make an irrevocable election to present in other comprehensive income subsequent changes in the fair value. The group makes such election on an instrument-by-instrument basis. The classification is made on initial recognition and is irrevocable.

If the company decides to classify an equity instrument as at FVTOCI, then all fair value changes on the instrument, excluding dividends, are recognized in the OCI. There is no recycling of the amounts from OCI to P&L, even on sale of investment. However, the company may transfer the cumulative gain or loss within equity.

Equity instruments included within the FVTPL category are measured at fair value with all changes recognized in the P&L.

**Derecognition**

A financial asset (or, where applicable, a part of a financial asset or part of a group of similar financial assets) is primarily derecognized (i.e. removed from the balance sheet) when:

- The rights to receive cash flows from the asset have expired, or
- The company has transferred its rights to receive cash flows from the asset or has assumed an obligation to pay the received cash flows in full without material delay to a third party under a 'pass-through' arrangement; and either (a) the company has transferred substantially all the risks and rewards of the asset, or (b) the company has neither transferred nor retained substantially all the risks and rewards of the asset, but has transferred control of the asset.

When the company has transferred its rights to receive cash flows from an asset or has entered into a pass-through arrangement, it evaluates if and to what extent it has retained the risks and rewards of ownership. When it has neither transferred nor retained substantially all of the risks and rewards of the asset, nor transferred control of the asset, the company continues to recognize the transferred asset to the extent of the company's continuing involvement. In that case, the company also recognizes an associated liability. The transferred asset and the associated liability are measured on a basis that reflects the rights and obligations that the company has retained.

Continuing involvement that takes the form of a guarantee over the transferred asset is measured at the lower of the original carrying amount of the asset and the maximum amount of consideration that the company could be required to repay.





### Impairment of financial assets

In accordance with Ind AS 109, the company applies expected credit loss (ECL) model for measurement and recognition of impairment loss on the following financial assets and credit risk exposure:

- Financial assets that are debt instruments, and are measured at amortized cost e.g., loans, debt securities, deposits, trade receivables and bank balance
- Financial assets that are debt instruments and are measured as at FVTOCI
- Lease receivables under Ind AS 17
- Trade receivables or any contractual right to receive cash or another financial asset that result from transactions that are within the scope of Ind AS 11 and Ind AS 18
- Loan commitments which are not measured as at FVTPL
- Financial guarantee contracts which are not measured as at FVTPL

The company follows 'simplified approach' for recognition of impairment loss allowance on;

- a) Trade receivables or contract revenue receivables; and
- b) All lease receivables resulting from transactions within the scope of Ind AS 17


The application of simplified approach does not require the Company to track changes in credit risk. Rather, it recognizes impairment loss allowance based on lifetime ECLs at each reporting date, right from its initial recognition.

For recognition of impairment loss on other financial assets and risk exposure, the company determines that whether there has been a significant increase in the credit risk since initial recognition. If credit risk has not increased significantly, 12-month ECL is used to provide for impairment loss. However, if credit risk has increased significantly, lifetime ECL is used. If, in a subsequent period, credit quality of the instrument improves such that there is no longer a significant increase in credit risk since initial recognition, then the entity reverts to recognizing impairment loss allowance based on 12-month ECL.

Lifetime ECL are the expected credit losses resulting from all possible default events over the expected life of a financial instrument. The 12-month ECL is a portion of the lifetime ECL which results from default events that are possible within 12 months after the reporting date.

ECL is the difference between all contractual cash flows that are due to the company in accordance with the contract and all the cash flows that the entity expects to receive (i.e., all cash shortfalls), discounted at the original EIR. When estimating the cash flows, an entity is required to consider:

- a) All contractual terms of the financial instrument (including prepayment, extension, call and similar options) over the expected life of the financial instrument. However, in rare cases when the expected life of the financial instrument cannot be estimated reliably, then the entity is required to use the remaining contractual term of the financial instrument
- b) Cash flows from the sale of collateral held or other credit enhancements that are integral to the contractual terms





**GMR Londa Hydropower Private Limited**  
**Notes to financial statements for the year ended 31<sup>st</sup> March 2020**

As a practical expedient, the Company uses a provision matrix to determine impairment loss allowance on portfolio of its trade receivables. The provision matrix is based on its historically observed default rates over the expected life of the trade receivables and is adjusted for forward-looking estimates. At every reporting date, the historical observed default rates are updated and changes in the forward-looking estimates are analyzed. On that basis, the Company estimates the following provision matrix at the reporting date:

ECL impairment loss allowance (or reversal) recognized during the period is recognized as income/ expense in the statement of profit and loss (P&L). This amount is reflected under the head 'other expenses' in the P&L. The balance sheet presentation for various financial instruments is described below:

- a) Financial assets measured as at amortized cost, contractual revenue receivables and lease receivables: ECL is presented as an allowance, i.e., as an integral part of the measurement of those assets in the balance sheet. The allowance reduces the net carrying amount. Until the asset meets write-off criteria, the company does not reduce impairment allowance from the gross carrying amount.
- b) Loan commitments and financial guarantee contracts: ECL is presented as a provision in the balance sheet, i.e. as a liability.
- c) Debt instruments measured at FVTOCI: Since financial assets are already reflected at fair value, impairment allowance is not further reduced from its value. Rather, ECL amount is presented as 'accumulated impairment amount' in the OCI.

For assessing increase in credit risk and impairment loss, the company combines financial instruments on the basis of shared credit risk characteristics with the objective of facilitating an analysis that is designed to enable significant increases in credit risk to be identified on a timely basis.

The company does not have any purchased or originated credit-impaired (POCI) financial assets, i.e., financial assets which are credit impaired on purchase/ origination.

#### **Financial liabilities**

##### **Initial recognition and measurement**

Financial liabilities are classified, at initial recognition, as financial liabilities at fair value through profit or loss, loans and borrowings, payables, or as derivatives designated as hedging instruments in an effective hedge, as appropriate.

All financial liabilities are recognised initially at fair value and, in the case of loans and borrowings and payables, net of directly attributable transaction costs.

The Company's financial liabilities include trade and other payables, loans and borrowings including bank overdrafts, financial guarantee contracts and derivative financial instruments.





## **GMR Londa Hydropower Private Limited**

**Notes to financial statements for the year ended 31<sup>st</sup> March 2020**

Financial liabilities are classified, at initial recognition, as financial liabilities at fair value through profit or loss, loans and borrowings, payables, or as derivatives designated as hedging instruments in an effective hedge, as appropriate.

All financial liabilities are recognised initially at fair value and, in the case of loans and borrowings and payables, net of directly attributable transaction costs.

The Company's financial liabilities include trade and other payables, loans and borrowings including bank overdrafts, financial guarantee contracts and derivative financial instruments.

### **Subsequent measurement**

The measurement of financial liabilities depends on their classification, as described below:

#### **Financial liabilities at fair value through profit or loss**

Financial liabilities at fair value through profit or loss include financial liabilities held for trading and financial liabilities designated upon initial recognition as at fair value through profit or loss.

Financial liabilities are classified as held for trading if they are incurred for the purpose of repurchasing in the near term. This category also includes derivative financial instruments entered into by the group that are not designated as hedging instruments in hedge relationships as defined by Ind AS 109. Separated embedded derivatives are also classified as held for trading unless they are designated as effective hedging instruments. Gains or losses on liabilities held for trading are recognised in the profit or loss.


Financial liabilities designated upon initial recognition at fair value through profit or loss are designated as such at the initial date of recognition, and only if the criteria in Ind AS 109 are satisfied. For liabilities designated as FVTPL, fair value gains/ losses attributable to changes in own credit risk are recognized in OCI. These gains/ loss are not subsequently transferred to P&L. However, the Company may transfer the cumulative gain or loss within equity. All other changes in fair value of such liability are recognised in the statement of profit or loss. The company has not designated any financial liability as at fair value through profit and loss.

**Loans and borrowings:** This is the category most relevant to the company. After initial recognition, interest-bearing loans and borrowings are subsequently measured at amortized cost using the EIR method. Gains and losses are recognised in profit or loss when the liabilities are derecognized as well as through the EIR amortization process.

Amortized cost is calculated by taking into account any discount or premium on acquisition and fees or costs that are an integral part of the EIR. The EIR amortization is included as finance costs in the statement of profit and loss. This category generally applies to borrowings.

#### **Reclassification of financial assets**

The company determines classification of financial assets and liabilities on initial recognition. After initial recognition, no reclassification is made for financial assets which are equity instruments and financial liabilities. For financial assets which are debt instruments, a reclassification is made only if there is a change in the business model for managing those





**GMR Londa Hydropower Private Limited**

**Notes to financial statements for the year ended 31<sup>st</sup> March 2020**

assets. Changes to the business model are expected to be infrequent. The company's senior management determines change in the business model as a result of external or internal changes which are significant to the company's operations. Such changes are evident to external parties. A change in the business model occurs when the company either begins or ceases to perform an activity that is significant to its operations. If the company reclassifies financial assets, it applies the reclassification prospectively from the reclassification date which is the first day of the immediately next reporting period following the change in business model. The group does not restate any previously recognised gains, losses (including impairment gains or losses) or interest.

**Offsetting of financial instruments**

Financial assets and financial liabilities are offset and the net amount is reported in the consolidated balance sheet if there is a currently enforceable legal right to offset the recognised amounts and there is an intention to settle on a net basis, to realize the assets and settle the liabilities simultaneously.

**Derivative financial instruments**

The Company uses derivative financial instruments, such as forward currency contracts, interest rate swaps and forward commodity contracts, to hedge its foreign currency risks, interest rate risks and commodity price risks, respectively. Such derivative financial instruments are initially recognised at fair value on the date on which a derivative contract is entered into and are subsequently re-measured at fair value. Derivatives are carried as financial assets when the fair value is positive and as financial liabilities when the fair value is negative. Any gains or losses arising from changes in the fair value of derivatives are taken directly to profit or loss.

**Cash and Cash Equivalent:**

Cash and cash equivalent in the balance sheet comprise cash at banks and on hand and short-term deposits with an original maturity of three months or less, which are subject to an insignificant risk of changes in value.


For the purpose of the statement of cash flows, cash and cash equivalents consist of cash and short-term deposits, as defined above, net of outstanding bank overdrafts as they are considered an integral part of the Company's cash management.

**Fair value measurement**

The Company measures financial instruments, such as, derivatives at fair value at each balance sheet date.

Fair value is the price that would be received to sell an asset or paid to transfer a liability in an orderly transaction between market participants at the measurement date. The fair value measurement is based on the presumption that the transaction to sell the asset or transfer the liability takes place either:

- In the principal market for the asset or liability, or
- In the absence of a principal market, in the most advantageous market for the asset or liability.





**GMR Londa Hydropower Private Limited**

**Notes to financial statements for the year ended 31<sup>st</sup> March 2020**

The principal or the most advantageous market must be accessible by the company.

The fair value of an asset or a liability is measured using the assumptions that market participants would use when pricing the asset or liability, assuming that market participants act in their economic best interest.

A fair value measurement of a non-financial asset takes into account a market participant's ability to generate economic benefits by using the asset in its highest and best use or by selling it to another market participant that would use the asset in its highest and best use.

The Company uses valuation techniques that are appropriate in the circumstances and for which sufficient data are available to measure fair value, maximizing the use of relevant observable inputs and minimizing the use of unobservable inputs.

All assets and liabilities for which fair value is measured or disclosed in the financial statements are categorized within the fair value hierarchy, described as follows, based on the lowest level input that is significant to the fair value measurement as a whole:

Level 1 — Quoted (unadjusted) market prices in active markets for identical assets or liabilities

Level 2 — Valuation techniques for which the lowest level input that is significant to the fair value measurement is directly or indirectly observable


Level 3 — Valuation techniques for which the lowest level input that is significant to the fair value measurement is unobservable

For assets and liabilities that are recognised in the financial statements on a recurring basis, the Company determines whether transfers have occurred between levels in the hierarchy by re-assessing categorization (based on the lowest level input that is significant to the fair value measurement as a whole) at the end of each reporting period.

The Company's Valuation Committee determines the policies and procedures for both recurring fair value measurement, such as derivative instruments and unquoted financial assets measured at fair value, and for non-recurring measurement, such as assets held for distribution in discontinued operations. The Valuation Committee comprises of the head of the investment properties segment, heads of the Company's internal mergers and acquisitions team, the head of the risk management department, financial controllers and chief finance officer.

External valuers are involved for valuation of significant assets, such as properties and unquoted financial assets, and significant liabilities, such as contingent consideration. Involvement of external valuers is decided upon annually by the Valuation Committee after discussion with and approval by the Company's Audit Committee. Selection criteria include market knowledge, reputation, independence and whether professional standards are maintained. Valuers are normally rotated every three years. The Valuation Committee decides, after discussions with the Group's external valuers, which valuation techniques and inputs to use for each case.

At each reporting date, the Valuation Committee analyses the movements in the values of assets and liabilities which are required to be remeasured or re-assessed as per the Company's





**GMR Londa Hydropower Private Limited**

**Notes to financial statements for the year ended 31<sup>st</sup> March 2020**

accounting policies. For this analysis, the Valuation Committee verifies the major inputs applied in the latest valuation by agreeing the information in the valuation computation to contracts and other relevant documents.

The Valuation Committee, in conjunction with the Company's external valuers, also compares the change in the fair value of each asset and liability with relevant external sources to determine whether the change is reasonable.

On an interim basis, the Valuation Committee and the Company's external valuers present the valuation results to the Audit Committee and the Group's independent auditors. This includes a discussion of the major assumptions used in the valuations.

For the purpose of fair value disclosures, the Group has determined classes of assets and liabilities on the basis of the nature, characteristics and risks of the asset or liability and the level of the fair value hierarchy as explained above.

This note summarizes accounting policy for fair value. Other fair value related disclosures are given in the relevant notes.

- a) Disclosures for valuation methods, significant estimates and assumptions
- b) Contingent consideration
- c) Quantitative disclosures of fair value measurement hierarchy
- d) Investment in unquoted equity shares (discontinued operations)

**Revenue recognition**


Revenue from sale of energy is recognized on accrual basis in accordance with the provisions of the Power Purchase Agreement (PPA), after Commercial Operation Date and includes unbilled revenue accrued up to the end of the accounting year. Revenue from energy units sold on a merchant basis is recognised in accordance with billings made to customers based on the units of energy delivered and the rate agreed with the customers.

The Claims for delayed payment charges and any other claims, which the Company is entitled to under the PPAs, are accounted for in the year of acceptance.

Revenue is recognised to the extent that it is probable that the economic benefits will flow to the Company and the revenue can be reliably measured, regardless of when the payment is being made. Revenue is measured at the fair value of the consideration received or receivable, taking into account contractually defined terms of payment and excluding taxes or duties collected on behalf of the government. The Company has concluded that it is the principal in all of its revenue arrangements since it is the primary obligor in all the revenue arrangements as it has pricing latitude and is also exposed to inventory and credit risks.

The specific recognition criteria described below must also be met before revenue is recognised.

**Interest income:**





## GMR Londa Hydropower Private Limited

Notes to financial statements for the year ended 31<sup>st</sup> March 2020

For all debt instruments measured either at amortized cost or at fair value through other comprehensive income, interest income is recorded using the effective interest rate (EIR). EIR is the rate that exactly discounts the estimated future cash payments or receipts over the expected life of the financial instrument or a shorter period, where appropriate, to the gross carrying amount of the financial asset or to the amortized cost of a financial liability. When calculating the effective interest rate, the Company estimates the expected cash flows by considering all the contractual terms of the financial instrument (for example, prepayment, extension, call and similar options) but does not consider the expected credit losses. Interest income is included in other income in the statement of profit and loss.

Dividends: Revenue is recognised when the Company's right to receive the payment is established, which is generally when shareholders approve the dividend.

### Income Taxes

Income tax expense comprises current and deferred income tax.

#### Current income tax

Current income tax is measured at the amount expected to be paid to the tax authorities in accordance with the Income Tax Act, 1961

Current income tax assets and liabilities are measured at the amount expected to be recovered from or paid to the taxation authorities. The tax rates and tax laws used to compute the amount are those that are enacted or substantively enacted, at the reporting date.

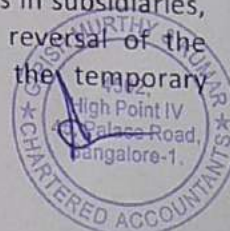
Current income tax relating to items recognised outside profit or loss is recognised outside profit or loss (either in other comprehensive income or in equity). Current tax items are recognised in correlation to the underlying transaction either in OCI or directly in equity. Management periodically evaluates positions taken in the tax returns with respect to situations in which applicable tax regulations are subject to interpretation and establishes provisions where appropriate.

#### Deferred tax

Deferred tax is provided using the liability method on temporary differences between the tax bases of assets and liabilities and their carrying amounts for financial reporting purposes at the reporting date.

Deferred tax liabilities are recognised for all taxable temporary differences, except:

- When the deferred tax liability arises from the initial recognition of goodwill or an asset or liability in a transaction that is not a business combination and, at the time of the transaction, affects neither the accounting profit nor taxable profit or loss
- In respect of taxable temporary differences associated with investments in subsidiaries, associates and interests in joint ventures, when the timing of the reversal of the temporary differences can be controlled and it is probable that the temporary differences will not reverse in the foreseeable future





**GMR Londa Hydropower Private Limited**

**Notes to financial statements for the year ended 31<sup>st</sup> March 2020**

Deferred tax assets are recognised for all deductible temporary differences, the carry forward of unused tax credits and any unused tax losses. Deferred tax assets are recognised to the extent that it is probable that taxable profit will be available against which the deductible temporary differences, and the carry forward of unused tax credits and unused tax losses can be utilized, except:

- a) When the deferred tax asset relating to the deductible temporary difference arises from the initial recognition of an asset or liability in a transaction that is not a business combination and, at the time of the transaction, affects neither the accounting profit nor taxable profit or loss
- b) In respect of deductible temporary differences associated with investments in subsidiaries, associates and interests in joint ventures, deferred tax assets are recognised only to the extent that it is probable that the temporary differences will reverse in the foreseeable future and taxable profit will be available against which the temporary differences can be utilized

The carrying amount of deferred tax assets is reviewed at each reporting date and reduced to the extent that it is no longer probable that sufficient taxable profit will be available to allow all or part of the deferred tax asset to be utilized. Unrecognized deferred tax assets are re-assessed at each reporting date and are recognised to the extent that it has become probable that future taxable profits will allow the deferred tax asset to be recovered.

Deferred tax assets and liabilities are measured at the tax rates that are expected to apply in the year when the asset is realized or the liability is settled, based on tax rates (and tax laws) that have been enacted or substantively enacted at the reporting date.

Deferred tax relating to items recognised outside profit or loss is recognised outside profit or loss (either in other comprehensive income or in equity). Deferred tax items are recognised in correlation to the underlying transaction either in OCI or directly in equity.

Deferred tax assets and deferred tax liabilities are offset if a legally enforceable right exists to set off current tax assets against current tax liabilities and the deferred taxes relate to the same taxable entity and the same taxation authority.

Tax benefits acquired as part of a business combination, but not satisfying the criteria for separate recognition at that date, are recognised subsequently if new information about facts and circumstances change. Acquired deferred tax benefits recognised within the measurement period reduce goodwill related to that acquisition if they result from new information obtained about facts and circumstances existing at the acquisition date. If the carrying amount of goodwill is zero, any remaining deferred tax benefits are recognised in OCI/ capital reserve depending on the principle explained for bargain purchase gains. All other acquired tax benefits realized are recognised in profit or loss.

Sales/ value added taxes paid on acquisition of assets or on incurring expenses

Expenses and assets are recognised net of the amount of sales/ value added taxes paid, except





## GMR Londa Hydropower Private Limited

Notes to financial statements for the year ended 31<sup>st</sup> March 2020

- When the tax incurred on a purchase of assets or services is not recoverable from the taxation authority, in which case, the tax paid is recognised as part of the cost of acquisition of the asset or as part of the expense item, as applicable
- When receivables and payables are stated with the amount of tax included

The net amount of tax recoverable from, or payable to, the taxation authority is included as part of receivables or payables in the balance sheet.

Minimum Alternate Tax (MAT) paid in a year is charged to the Statement of profit and loss as current tax. The Company recognizes MAT credit available as an asset only to the extent that there is convincing evidence that the Company will pay normal income tax during the specified period, i.e., the period for which MAT credit is allowed to be carried forward. In the year in which the Company recognizes MAT credit as an asset in accordance with the Guidance Note on Accounting for Credit Available in respect of Minimum Alternative Tax under the Income-tax Act, 1961 issued by the Institute of Chartered Accountants of India, the said asset is created by way of credit to the Statement of profit and loss and shown as "MAT Credit Entitlement." The Company reviews the "MAT credit entitlement" asset at each reporting date and writes down the asset to the extent the Company does not have convincing evidence that it will pay normal tax during the specified period.

### Earnings per share

Basic Earnings Per Share is circulated by dividing the net profit or loss for the period attributable to equity shareholders by the weighted average number of equity shares outstanding during the period.


For the purpose of calculating Diluted Earnings Per Share, the net profit or loss for the period attributable to equity shareholders and the weighted average number of shares outstanding during the period are adjusted for the effects of all dilutive potential equity shares.

### Significant accounting judgments, estimates and assumptions:

The preparation of the company's financial statements requires management to make judgments, estimates and assumptions that affect the reported amounts of revenues, expenses, assets and liabilities, and the accompanying disclosures, and the disclosure of contingent liabilities. Uncertainty about these assumptions and estimates could result in outcomes that require a material adjustment to the carrying amount of assets or liabilities affected in future periods.

### Estimates and assumptions

The key assumptions concerning the future and other key sources of estimation uncertainty at the reporting date, that have a significant risk of causing a material adjustment to the carrying amounts of assets and liabilities within the next financial year, are described below. The company based its assumptions and estimates on parameters available when the financial statements were prepared. Existing circumstances and assumptions about future developments, however, may change due to market changes or circumstances arising that are





**GMR Londa Hydropower Private Limited****Notes to financial statements for the year ended 31<sup>st</sup> March 2020**

beyond the control of the company. Such changes are reflected in the assumptions when they occur.

**Taxes**

Deferred tax assets are recognized for unused tax losses to the extent that it is probable that taxable profit will be available against which the losses can be utilized. Significant management judgment is required to determine the amount of deferred tax assets that can be recognized, based upon the likely timing and the level of future taxable profits together with future tax planning strategies.

**Contingencies**

Contingent liabilities may arise from the ordinary course of business in relation to claims against the Company, including legal, contractor, land access and other claims. By their nature, contingencies will be resolved only when one or more uncertain future events occur or fail to occur. The assessment of the existence, and potential quantum, of contingencies inherently involves the exercise of significant judgment and the use of estimates regarding the outcome of future events.

**Fair value measurement of financial instruments**

When the fair values of financial assets and financial liabilities recorded in the balance sheet cannot be measured based on quoted prices in active markets, their fair value is measured using valuation techniques including the DCF model. The inputs to these models are taken from observable markets where possible, but where this is not feasible, a degree of judgment is required in establishing fair values. Judgments include considerations of inputs such as liquidity risk, credit risk and volatility. Changes in assumptions about these factors could affect the reported fair value of financial instruments.

**18. Contingent Liability-**

Particulars	31 <sup>st</sup> March, 2020	31 <sup>st</sup> March, 2019
Contingent Liability	NIL	NIL

**19. Capital commitments/ Other commitments:**

Estimated amount of contracts remaining to be executed on capital account not provided for, net of advances is Rs. Nil (March'19 – Rs. Nil)

**20. Employee Benefits:****a) Defined contribution plans**

During the year ended **31 March 2020**, the company has recognized Rs. 65,429/- (**31 March 2019**: Rs. 64,780/-) understatement of profit and loss as under the following defined contribution plans.

Amount in INR

	2019-20	2018-19





**GMR Londa Hydropower Private Limited**

Notes to financial statements for the year ended 31<sup>st</sup> March 2020

**benefits (contribution to):**

Provident and other fund	41275	41003
Superannuation fund	24154	23777
<b>Total</b>	<b>65429</b>	<b>64780</b>

**b) Defined benefit plans**

**Gratuity:**

As per Actuarial Valuation as at 31<sup>st</sup> March, 2020

{Funded}

Particulars	Amount in INR	
	As at March 31, 2020	As at March 31, 2019
Plan assets at the year end, at fair value	363411	338342
Present value of benefit obligation at year end	(170852)	(143298)
Net assets/(liability) recognized in the balance sheet	<b>192569</b>	<b>195044</b>

Assumptions used in determining the present value obligation of the interest rate guarantee under the Deterministic Approach:

Particulars	As at March 31, 2020	As at March 31, 2019
Discount rate	6.80%	7.60%
Rate of salary increases	6.00%	6.00%
Withdrawal rate	5%	5%
Mortality	Indian Assured Lives	Indian Assured Lives
	Mortality (2006-08) (modified)Ult	Mortality (2006-08) (modified)Ult

The following tables summaries the components of net benefit expense recognised in the Statement of profit and loss for defined benefit plans/obligations:

**Net employee benefit expense (recognized in Statement of profit and loss) for the year ended 31<sup>st</sup> March, 2020**

Particulars	Amt in INR	
	Gratuity	
	2019-20	2018-19
Current Service Cost	(13158)	(12641)
Net interest on net defined liability	14850	14483
Actuarial gain/( loss) on obligations	(4884)	2303
<b>Defined benefit costs</b>	<b>(3192)</b>	<b>4145</b>

**Balance sheet**

Particulars	Amt in INR	
	As at March 31, 2020	As at March 31, 2019
Defined benefit obligation	(1,70,852)	(1,43,298)





**GMR Londa Hydropower Private Limited**

Notes to financial statements for the year ended 31<sup>st</sup> March 2020

Fair value of plan assets	3,63,411	3,38,342
<b>Plan asset / (liability)</b>	<b>1,92,559</b>	<b>195,044</b>

**Changes in the present value of the defined benefit obligation are as follows:**

Particulars	Amt in INR	
	As at	As at
	March 31, 2020	March 31, 2019
Opening defined benefit obligation	143,298	125,165
Interest cost	10,891	9,513
Current service cost	13,158	12,641
Acquisition credit	-	-
Benefits paid (including transfer)	-	-
Actuarial losses/ (gain) on obligation-experience & financial Assumptions	3,505	(4,021)
Closing defined benefit obligation	<b>170,852</b>	<b>143,298</b>

**Changes in the fair value of plan assets are as follows:**

Particulars	Amt in INR	
	As at	As at
	March 31, 2020	March 31, 2019
Opening fair value of plan assets	3,38,342	3,15,398
Acquisition Adjustment	-	-
Interest income on plan assets	25,741	23,996
Contributions by employer	707	666
Benefits paid (including transfer)	-	-
Return on plan assets greater/ (lesser) than discount rate	(1,379)	(1,718)
Closing fair value of plan assets	<b>3,62,411</b>	<b>3,38,342</b>

The major category of plan assets as a percentage of the fair value of total plan assets is as follows:

Particulars	As at	As at
	March 31, 2020	March 31, 2019
	(%)	(%)
Investments with insurer managed funds	100	100

Experience adjustments for the current and previous years are as follows:

	Amt in INR	
	As at	As at





**GMR Londa Hydropower Private Limited**  
**Notes to financial statements for the year ended 31<sup>st</sup> March 2020**

	<b>March 31, 2020</b>	<b>March 31, 2019</b>
Defined benefit obligation	(1,25,165)	(1,43,298)
Plan assets	3,15,398	3,38,342
Funded status	<b>1,90,233</b>	<b>1,95,044</b>
Experience (loss) adjustment on plan liabilities	-	-
Experience gain/ (loss) adjustment on plan assets	-	-
Actuarial gain due to change in assumptions	-	-

**The principal assumptions used in determining gratuity obligation for the Company's plans are shown below:**

<b>Particulars</b>	<b>Gratuity</b>	
	<b>31-Mar-20</b>	<b>31-Mar-19</b>
Discount rate (in %)	6.80%	7.60%
Salary Escalation (in %)	6.00%	6.00%
Expected rate of return on assets	9.40%	9.40%
Attrition rate (in %)	5.00%	5.00%

**A quantitative sensitivity analysis for significant assumption as at 31 March 2020 is as shown below:**

**Gratuity  
Plan**

	<b>Mar-20</b>		<b>Mar-19</b>		<b>Mar-20</b>		<b>Mar-19</b>	
	<b>Discount rate</b>		<b>Discount rate</b>		<b>Future salary increases</b>		<b>Attrition rate</b>	
Sensitivity Level	1% increase	1% decrease	1% increase	1% decrease	1% increase	1% increase	1% increase	1% increase
Impact on defined benefit obligation	(16,949)	19,775	(14,021)	16,406	19,754	16,521	1,187	1,324

The sensitivity analyses above have been determined based on a method that extrapolates the impact on defined benefit obligation as a result of reasonable changes in key assumptions occurring at the end of the reporting period.

Expected contribution to post employment benefit plans for the year ending March 2020 are INR 9,973 (March 31, 2020 is INR 0/-)

The average duration of the defined benefit plan obligation at the end of the reporting period is 10 years (31 March 2019: 10years).

Liability towards Leave Encashment based on Actuarial valuation amounts to Rs. 2,60,676/- as on 31st March, 2020 (March 31, 2019 INR 2,34,346)

**21. Earnings Per Share**





**GMR Londa Hydropower Private Limited**Notes to financial statements for the year ended 31<sup>st</sup> March 2020

Basic EPS amounts are calculated by dividing the profit for the year attributable to equity holders of the parent by the weighted average number of Equity shares outstanding during the year.

Particulars	31 <sup>st</sup> March 2020	31 <sup>st</sup> March 2019
Nominal value of Equity Shares(INR Per share)	10	10
Total No. of Equity Shares outstanding at the beginning of the Period/Year	10,000	10,000
Total No. of Equity Shares outstanding at the end of the Period/Year	10,000	10,000
Weighted average No. of Equity shares for Basic earnings per Share	10,000	10,000
Profit as per Profit and loss Account	(6,23,64,967)	(62,91,33,978)
Less: Dividend on Preference shares (including tax thereon)	-	-
Profit/ (Loss) for Earning per share	(6,23,64,967)	(62,91,33,978)
Earnings per Share (EPS)	(6236.50)	(62913.63)

**22. Related Party Disclosures**

Holding of GMR Londa Hydropower Pvt. Limited	GMR GENERATION ASSETS LIMITED GMR INFRASTRUCTURE LIMITED GMR ENTERPRISES PRIVATE LIMITED
Subsidiary Companies of GMR Londa Hydropower Pvt. Limited	None
Associate Companies of GMR Londa Hydropower Pvt. Limited	None
Joint Ventures of GMR Londa Hydropower Pvt. Limited	None
Fellow Subsidiaries	GMR Sports Private Limited GMR League Games Private Limited GMR Infratech Private Limited Cadence Enterprises Private Limited PHL Infrastructure Finance Company Private Limited Vijay Nivas Real Estates Private Limited Fabcity Properties Private Limited Kondampeta Properties Private Limited Hyderabad Jabilli Properties Private Limited Leora Real Estates Private Limited Pashupati Artex Agencies Private Limited Ravivarma Realty Private Limited GMR Solar Energy Private Limited Rajam Enterprises Private Limited Grandhi Enterprises Private Limited Ideaspace Solutions Private Limited National SEZ Infra Services Private Limited Kakinada Refinery and Petrochemicals Private





**GMR Londa Hydropower Private Limited**

Notes to financial statements for the year ended 31<sup>st</sup> March 2020

Limited
Corporate Infrastructure Services Private Limited
GMR Bannerghatta Properties Private Limited
Kirthi Timbers Private Limited
AMG Healthcare Destination Private Limited
GMR Holding (Malta) Limited
GMR Infrastructure (Malta) Limited
GMR Holdings (Overseas) Limited
GMR Holdings (Mauritius) Limited
Crossridge Investments Limited
Interzone Capital Limited
GMR Holdings Overseas (Singapore) Pte Limited
GMR Business & Consultancy LLP
GMR Energy Limited (GEL)
GMR Power Corporation Limited (GPCL)
GMR Vemagiri Power Generation Limited (GVPGL)
GMR (Badrinath) Hydro Power Generation Private Limited (GBHPL)
GMR Mining & Energy Private Limited (GMEL)
GMR Kamalanga Energy Limited (GKEL)
Himtal Hydro Power Company Private Limited (HHPPL)
GMR Energy (Mauritius) Limited (GEML)
GMR Lion Energy Limited (GLEL)
GMR Upper Karnali Hydropower Limited (GUKPL)
GMR Energy Trading Limited (GETL)
GMR Consulting Services Private Limited (GCSPL)
GMR Coastal Energy Private Limited (GCEPL)
GMR Bajoli Holi Hydropower Private Limited (GBHHPL)
GMR Londa Hydropower Private Limited (GLHPPL)
GMR Kakinada Energy Private Limited (GKEPL)
GMR Energy (Cyprus) Limited (GECL)
GMR Energy (Netherlands) B.V. (GENBV)
PT Dwikarya Sejati Utama (PTDSU)
PT Duta Sarana Internusa (PTDSI)
PT Barasentosa Lestari (PTBSL)
SJK Powergen Limited (SJK)
PT Unsoco (PT)
GMR Warora Energy Limited ( Formerly EMCO Energy Limited)
Indo Tausch Trading DMCC (ITTD)
GMR Maharashtra Energy Limited (GMAEL)
GMR Bundelkhand Energy Private Limited (GBEPL)
GMR Rajam Solar Power Private Limited (formerly known as GMR Uttar Pradesh Energy Private Limited (GUPEPL)
GMR Hosur Energy Limited (GHOEL)
GMR Gujarat Solar Power Private Limited (GGSPPL)
Karnali Transmission Company Private Limited (KTCPL)
Marsyangdi Transmission Company Private Limited





**GMR Londa Hydropower Private Limited**

Notes to financial statements for the year ended 31<sup>st</sup> March 2020

(MTCPL)
GMR Indo-Nepal Energy Links Limited (GINELL)
GMR Indo-Nepal Power Corridors Limited (GINPCL)
GMR Generation Assets Limited (formerly known as GMR Renewable Energy Limited (GREEL))
GMR Energy Projects (Mauritius) Limited (GEPML)
GMR Infrastructure (Singapore) Pte Limited (GISPL)
GMR Coal Resources Pte Limited (GCRPL)
GMR Power Infra Limited (GPIL)
GMR Highways Limited (GMRHL)
GMR Tambaram Tindivanam Expressways Limited (GTTEPL)
GMR Tuni Anakapalli Expressways Limited (GTAEPL)
GMR Ambala Chandigarh Expressways Private Limited (GACEPL)
GMR Pochanpalli Expressways Limited (GPEPL)
GMR Hyderabad Vijayawada Expressways Private Limited (GHVEPL)
GMR Chennai Outer Ring Road Private Limited (GCCRPL)
GMR Kishangarh Udaipur Ahmedabad Expressways Limited (GKUAEPL)
GMR Highways Projects Private Limited (GHPPL)
GMR Hyderabad International Airport Limited (GHIAL)
Gateways for India Airports Private Limited (GFIAL)
Hyderabad Airport Security Services Limited (HASSL)
GMR Hyderabad Airport Resource Management Limited (GHARML)
GMR Hyderabad Aerotropolis Limited (HAPL)
GMR Hyderabad Aviation SEZ Limited (GHASL)
GMR Aerospace Engineering Limited (GAEL) (formerly known as MAS GMR Aerospace Engineering Company Limited)
GMR Aero Technic Limited (GATL) (formerly known as MAS GMR Aero Technic Limited (MGATL))
Hyderabad Duty Free Retail Limited (HDFRL)
GMR Airport Developers Limited (GADL)
GADL International Limited (GADLIL)
GADL (Mauritius) Limited (GADLML)
GMR Hotels and Resorts Limited (GHRL)
GMR Hyderabad Airport Power Distribution Limited (GHAPDL)
Delhi International Airport Private Limited (DIAL)
Delhi Aerotropolis Private Limited (DAPL)
Delhi Duty Free Services Private Limited (DDFS)
Delhi Airport Parking Services Private Limited (DAPSL)
GMR Airports Limited (GAL)





**GMR Londa Hydropower Private Limited**

**Notes to financial statements for the year ended 31<sup>st</sup> March 2020**

GMR Airport Global Limited (GAGL)
GMR Airports (Mauritius) Limited (GALM)
GMR Aviation Private Limited (GAPL)
Raxa Security Services Limited (Raxa)
GMR Krishnagiri SEZ Limited (GKSEZ)
Advika Properties Private Limited (APPL)
Aklima Properties Private Limited (AKPPL)
Amartya Properties Private Limited (AMPPL)
Baruni Properties Private Limited (BPPL)
Bougainvillea Properties Private Limited (BOPPL)
Camelia Properties Private Limited (CPPL)
Deepesh Properties Private Limited (DPPL)
Eila Properties Private Limited (EPPL)
Gerbera Properties Private Limited (GPL)
Lakshmi Priya Properties Private Limited (LPPPL)
Honeysuckle Properties Private Limited (HPPL)
Idika Properties Private Limited (IPPL)
Krishnapriya Properties Private Limited (KPPL)
Larkspur Properties Private Limited (LAPPL)
Nadira Properties Private Limited (NPPL)
Padmapriya Properties Private Limited (PAPPL)
Prakalpa Properties Private Limited (PPPL)
Purnachandra Properties Private Limited (PUPPL)
Shreyadita Properties Private Limited (SPPL)
Pranesh Properties Private Limited (PRPPL)
Sreepa Properties Private Limited (SRPPL)
Radhapriya Properties Private Limited (RPPL)
Asteria Real Estates Private Limited (AREPL)
GMR Hosur Industrial City Private Limited (GHICL)
Namitha Real Estates Private Limited (NREPL)
Honey Flower Estates Private Limited (HFEPL)
GMR Hosur EMC Limited (GHEMCL)
GMR SEZ and Port Holdings Limited (GSPHL)
East Godavari Power Distribution Company Private Limited (EGPDCPL)
Suzone Properties Private Limited (SUPPL)
GMR Utilities Private Limited (GUPL)
Lilliam Properties Private Limited (LPPL)
GMR Corporate Affairs Private Limited (GCAPL)
Dhruvi Securities Private Limited (DSPL)
Kakinada SEZ Limited (KSL)
GMR Business Process and Services Private Limited (GBPSPL)
GMR Infrastructure (Mauritius) Limited (GIML)
GMR Infrastructure (Cyprus) Limited (GICL)
GMR Infrastructure Overseas Limited (GIOL)
GMR Infrastructure (UK) Limited (GIUL)
GMR Infrastructure (Global) Limited (GIGL)
GMR Energy (Global) Limited (GEGL)
Kakinada Gateway Port Limited (KGPL)
GMR Goa International Airport Limited (GGIAL)
GMR SEZ Infra Services Limited (GSISL)
GMR Infrastructure (Overseas) Limited (GIOL)





**GMR Londa Hydropower Private Limited**Notes to financial statements for the year ended 31<sup>st</sup> March 2020

	GMR Infra Developers Limited (GIDL)
Enterprises where significant influence exists	Nil
Enterprises where key management personnel and their relative exercise significant influence	None
Key Management Personnel	Harvinder Manocha
	Rajib Misra
	G. Subba rao

**Related party transactions**

The following table provides the total amount of transactions that have been entered into with related parties for the relevant financial year and the closing balance as on 31<sup>st</sup> March 2020.

**A) Summary of transactions with the above related parties is as follows**

(Amount in Rs)

Particulars	Nature of the Transactions	31 <sup>st</sup> March 2020	31 <sup>st</sup> March 2019
GMR Aero structure Service Ltd-GASSL	ICD Repaid	-	2,00,00,000
GMR Generation Asset Limited-GGAL	ICD Received	-	2,38,10,000
GMR Corporate Affairs Private Limited-GCAPL	Skip House Rent	-	2,19,135
GMR Enterprises	Logo Fees	1,180	1,120
GMR Enterprises	Insurance Charges	-	900
GMR Power Corporation Limited	Interest on ICD	3,509,584	3,500,000
GMR Bundelkhand Energy Pvt Ltd	Interest on ICD	15,838,274	15,795,000
Dhruvi Securities	Interest on ICD	0	0
GMR Aerostructure Service Ltd-GASSL	Interest on ICD	41,936,732	41,855,712

**B) Balance as on 31<sup>st</sup> March, 2020 as under for following related parties.**

Particulars	Nature of the Transaction	31 <sup>st</sup> March, 2020	31 <sup>st</sup> March, 2019
GMR Power Corporation Limited (GPCL)	Int. on ICD receivable	-	-
GMR Generation Asset Limited (GGAL)(Formerly GMR Renewable Energy Limited (GREEL))	Share capital	100,000	100,000
GMR AEROSTRUCTURE SERVICES LTD (GASSL)	ICD Taken	341,405,309	341,405,309
GMR Power Corporation Limited – ICD	ICD Taken	50,000,000	50,000,000
GMR Bundelkhand Energy Pvt Ltd – ICD	ICD Taken	162,000,000	162,000,000
Dhruvi Securities- ICD	ICD Taken	-	-
GMR GENERATION ASSETS LIMITED (earlier known as GMR Renewable Energy Ltd.)- ICD	ICD Taken	11,91,70,582	11,52,20,582



*[Handwritten signature]*



**GMR Londa Hydropower Private Limited**
**Notes to financial statements for the year ended 31<sup>st</sup> March 2020**

GMR Corporate Affairs	Other current liabilities	3,62,360	3,62,260
GMR Enterprise Pvt. Ltd	Other current liabilities	1,180	1,120
GMR Power Corporation Limited-Intt on ICD	Interest Accrued on ICD	97,37,858	62,99,997
GMR AEROSTRUCTURE SERVICES LTD (GASSL) - Interest on ICD	Interest Accrued on ICD	8,30,22,552	4,11,,27,759
GMR Bundelkhand Energy Pvt Ltd-Intt on ICD	Interest Accrued on ICD	62,913,381	48,658,936
Dhruvi Securities -Intt on ICD	Interest Accrued on ICD	-	-
GMR Varalakshmi Foundation	REIMB OF CSR ACTIVITIES EXPS F/M JAN'15	1,267,967	1,267,967

**(Amount in Rs)**

No compensation has been provided to key management personnel.

**Disclosures on Financial instruments**

This section gives an overview of the significance of financial instruments for the Group and provides additional information on balance sheet items that contain financial instruments.

The details of significant accounting policies, including the criteria for recognition, the basis of measurement and the basis on which income and expenses are recognized in respect of each class of financial asset, financial liability and equity instrument are disclosed in accounting policies, to the financial statements.

**(a) Financial assets and liabilities**

The following tables presents the carrying value and fair value of each category of financial assets and liabilities as at March 31, 2020 and March 31, 2019.

**As at March 31, 2020**
**(Rs.)**

Particulars	Fair value through consolidated statement of profit or loss	Derivative instruments not in hedging relationship	Amortized cost	Total Carrying value	Total Fair value
Financial assets					
(i) Cash and cash equivalents	-	-	10,76,474	10,76,474	10,76,474
<b>Total</b>	-	-	<b>10,76,474</b>	<b>10,76,474</b>	<b>10,76,474</b>
Financial liabilities					





**GMR Londa Hydropower Private Limited**
**Notes to financial statements for the year ended 31<sup>st</sup> March 2020**

(i) Borrowings	-	-	672,575,891	672,575,891	672,575,891
(ii) Trade Payables & Other financial liabilities	-	-	15,74,98,495	15,74,98,495	15,74,98,495
<b>Total</b>	-	-	<b>83,00,74,386</b>	<b>83,00,74,386</b>	<b>83,00,74,386</b>



**As at March 31, 2019**

Particulars	Fair value through consolidated statement of profit or loss	Derivative instruments not in hedging relationship	Amortized cost	Total Carrying value	Total Fair value
<b>Financial assets</b>					
(i) Cash and cash equivalents	-	-	78,758	78,758	78,758
<b>Total</b>	-	-	<b>78,758</b>	<b>78,758</b>	<b>78,758</b>
<b>Financial liabilities</b>					
(i) Borrowings	-	-	668,625,891	668,625,891	668,625,891
(ii) Trade Payables & Other financial liabilities	-	-	9,79,31,792	9,79,31,792	9,79,31,792
<b>Total</b>	-	-	<b>76,65,57,683</b>	<b>76,65,57,683</b>	<b>76,65,57,683</b>

**Financial risk management objectives and policies**

In the course of its business, the Company is exposed primarily to fluctuations in foreign currency exchange rates, interest rates, equity prices, liquidity and credit risk, which may adversely impact the fair value of its financial instruments. The Company has a risk management policy which not only covers the foreign exchange risks but also other risks associated with the financial assets and liabilities such as interest rate risks and credit risks. The risk management policy is approved by the Board of Directors. The risk management framework aims to:

- create a stable business planning environment by reducing the impact of currency and





**GMR Londa Hydropower Private Limited**Notes to financial statements for the year ended 31<sup>st</sup> March 2020

- interest rate fluctuations on the Company's business plan.
- ii. achieve greater predictability to earnings by determining the financial value of the expected earnings in advance.

**Market risk**

Market risk is the risk of any loss in future earnings, in realizable fair values or in future cash flows that may result from a change in the price of a financial instrument. The value of a financial

instrument may change as a result of changes in interest rates, foreign currency exchange rates, liquidity and other market changes. Future specific market movements cannot be normally predicted with reasonable accuracy.

**Credit Risk:**

Credit risk is the risk that counterparty will not meet its obligations under a financial instrument or customer contract, leading to a financial loss.

Financial instruments and cash deposits- Credit risk from balances with banks and financial institutions is managed by the company's treasury department in accordance with the company's policy. Investments of surplus funds are made only with approved counterparties and within credit limits assigned to each counterparty. Counterparty credit limits are reviewed by the company's Board of Directors on an annual basis, and may be updated throughout the year subject to approval of the company's Finance Committee. The limits are set to minimize the concentration of risks and therefore mitigate financial loss through counterparty's potential failure to make payments.

**23. Liquidity risk**

The Company monitors its risk of a shortage of funds using a liquidity planning tool.

The Company's objective is to maintain a balance between continuity of funding and flexibility through the use of bank overdrafts, bank loans. The Company's policy is that not more than 0% of borrowings should mature in the next 12-month period.

The table below summaries the maturity profile of the Company's financial liabilities based on contractual undiscounted payments

	On dem and	Less than 3 months	3 to 12 months	1 to 5 years	> 5 years	Total
	INR	INR	INR	INR	INR	INR
Year Ended on 31/3/2020						
Borrowings			67,25,75,891			67,25,75,891





**GMR Londa Hydropower Private Limited**

Notes to financial statements for the year ended 31<sup>st</sup> March 2020

Trade Payables & Other financial liabilities		15,74,98,495		15,74,98,495
				<b>830,074,386</b>
<b>Year Ended on 31/3/2019</b>				
Borrowings		66,86,25,891		66,86,25,891
Trade Payables & Other financial liabilities		9,79,31,792		9,79,31,792
				<b>766,557,683</b>

24. The Company has entered into certain cancelable operating lease agreements mainly for office premises. The lease rentals considered under Capital Work in Progress for the period as per the agreement are as follows:

Particulars	For year ended 31 <sup>st</sup> March 2020	For year ended 31 <sup>st</sup> March 2019
Lease Rentals under cancelable leases	-	2,19,135
Lease Rentals under non-cancelable leases	-	-

25. Expenditure in Foreign Currency – Nil


26. Deferred Tax Assets and Deferred Tax Liability have not been recognized in financials as there is no timing difference.

27. **Pending Litigations:** The Company does not have any pending litigations which would impact its financial position.

28. **Foreseeable losses:** The Company did not have any long-term contracts including derivative contracts for which there were any material foreseeable losses

29. There are no micro and small enterprises to which the company owes dues which are outstanding for more than 45 days as at 31<sup>st</sup> March 2019 and 31<sup>st</sup> March 2018. This information as required to be disclosed under the Micro Small and Medium Enterprises Development Act 2006 has been determined to the extent such parties have been identified on the basis of information available with the company.

30. **Segment Reporting**





**GMR Londa Hydropower Private Limited**

**Notes to financial statements for the year ended 31<sup>st</sup> March 2020**

The company is engaged primarily in the business of setting and running of Power Plants. As the basic nature of the activities is governed by the same set of risk and returns these have been grouped as a single business segment. Accordingly, separate primary and secondary segment reporting disclosures as envisaged in Accounting Standard (Ind AS-108) on Segmental Reporting issued by the ICAI are not applicable to the present activities of the company.

**31. Fair Value**


The carrying amount of all financial assets and liabilities (except for those instruments carried at fair value) appearing in the financial statements is reasonable approximation of fair value.

**32.** The Previous year's figures have been re-grouped and reclassified, wherever necessary, to confirm to those of current year.

**33. Estimation of uncertainties relating to the global health pandemic from COVID-19 (COVID-19):**

The Company has considered the possible effects that may result from the pandemic relating to COVID-19. In developing the assumptions relating to the possible future uncertainties in the global economic conditions because of this pandemic, the Company, as at the date of approval of these financial statements has used internal and external sources of information. There is no major impact on the Company's Financial Statements due to COVID-19.

For Girish Murthy & Kumar  
Chartered Accountants

  
A.V. Satish Kumar

Partner

Membership no.: 26526

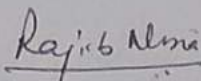
Firm Registration Number: 0009345

Place: New Delhi

Date: 26-05-2020



For and on behalf of the Board of directors

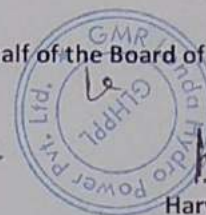
  
Rajib Misra


Director

DIN: 07820202

Place: New Delhi

Date: 26-05-2020



  
Harvinder Manocha

Director

DIN: 03272052