

**INDEPENDENT AUDITORS' REPORT**

**TO THE MEMBERS OF NADIRA PROPERTIES PRIVATE LIMITED**

**Report on the Ind AS standalone Financial Statements**

**Opinion**


1. We have audited the accompanying standalone Ind AS financial statements of **Nadira Properties Private Limited** (the “**Company**”), which comprise the Balance Sheet as at 31<sup>st</sup> March, 2019, the Statement of Profit and Loss, the Statement of Changes in Equity and the Statement of Cash Flow for the year then ended, and notes to the financial statements, including a summary of the significant accounting policies and other explanatory information. (Hereinafter referred to as “Ind AS financial statements”).
2. In our opinion and to the best of our information and according to the explanations given to us, the aforesaid Ind AS financial statements for the year ended 31<sup>st</sup> March, 2019 give the information required by the Act in the manner so required and give a true and fair view in conformity with the accounting principles generally accepted in India, of the state of affairs of the company as at 31<sup>st</sup> March, 2019, its losses, changes in equity and its cash flows for the year ended on that date.

**Basis for Opinion:**

3. We conducted our audit in accordance with the Standards on Auditing (SAs) specified under section 143(10) of the Companies Act, 2013. Our responsibilities under those Standards are further described in the *Auditor's Responsibilities for the Audit of the Financial Statements* section of our report. We are independent of the Company in accordance with the Code of Ethics issued by the Institute of Chartered Accountants of India together with the ethical requirements that are relevant to our audit of the Ind AS financial statements under the provisions of the Companies Act, 2013 and the Rules there under, and we have fulfilled our other ethical responsibilities in accordance with these requirements and the Code of Ethics. We believe that the audit evidence we have obtained is sufficient and appropriate to provide a basis for our opinion.

**Information Other than the Financial Statements and Auditor's Report Thereon**

4. The Company's Board of Directors is responsible for the other information. The other information comprises the information included in the Board report, but does not include the financial statements and our auditor's report thereon. The board report is expected




be made available to us after the date of this auditor's report.

Our opinion on the financial statements does not cover the other information and we do not express any form of assurance conclusion thereon.

In connection with our audit of the financial statements, our responsibility is to read the other information identified above when it becomes available and, in doing so, consider whether the other information is materially inconsistent with the financial statements or our knowledge obtained in the audit or otherwise appears to be materially misstated. When we read the report containing other information if we conclude that there is a material misstatement therein, we are required to communicate the matter to those charged with governance.

**Management's Responsibility for the Ind AS Financial Statements:**

5. The Company's Board of Directors is responsible for the matters stated in Section 134(5) of the Companies Act, 2013 ("the Act") with respect to the preparation of these Ind AS financial statements that give a true and fair view of the financial position, financial performance, changes in equity and cash flows in accordance with the accounting principles generally accepted in India, including the Indian Accounting Standards (Ind AS) specified under section 133 of the Act read with Companies (Indian Accounting Standards) Rules, 2015, as amended. This responsibility also includes maintenance of adequate accounting records in accordance with the provisions of the Act for safeguarding of the assets of the Company and for preventing and detecting frauds and other irregularities; selection and application of appropriate accounting policies; making judgements and estimates that are reasonable and prudent; and design, implementation and maintenance of adequate internal financial controls, that were operating effectively for ensuring the accuracy and completeness of accounting records, relevant to the preparation and presentation of the Ind AS financial statements that give a true and fair view and are free from material misstatement, whether due to fraud or error.
6. In preparing the financial statements, management is responsible for assessing the Company's ability to continue as a going concern, disclosing, as applicable, matters related to going concern and using the going concern basis of accounting unless management either intends to liquidate the Company or to cease operations, or has no realistic alternative but to do so.
7. The Board of Directors are also responsible for overseeing the Company's financial reporting process.



**Auditor's Responsibilities for the Audit of the Ind AS Financial Statements:**

8. Our objectives are to obtain reasonable assurance about whether the financial statements, as a whole, are free from material misstatement, whether due to fraud or error, and to issue an auditor's report that includes our opinion. Reasonable assurance is a high level of assurance but is not a guarantee that an audit conducted in accordance with SAs will always detect a material misstatement when it exists. Misstatements can arise from fraud or error and are considered material if, individually or in the aggregate, they could reasonably be expected to influence the economic decisions of users taken on the basis of these financial statements.
9. A further description of our responsibilities for the audit of the financial statements is as follows:
- A. As part of an audit in accordance with SAs, we exercise professional judgment and maintain professional scepticism throughout the audit. We also:
- (i) Identify and assess the risks of material misstatement of the financial statements, whether due to fraud or error, design and perform audit procedures responsive to those risks, and obtain audit evidence that is sufficient and appropriate to provide a basis for our opinion. The risk of not detecting a material misstatement resulting from fraud is higher than for one resulting from error, as fraud may involve collusion, forgery, intentional omissions, misrepresentations, or the override of internal control.
- (ii) Obtain an understanding of internal control relevant to the audit in order to design audit procedures that are appropriate in the circumstances. Under section 143(3)(i) of the Companies Act, 2013, we are also responsible for expressing our opinion on whether the Company has adequate internal financial controls system in place and the operating effectiveness of such controls.
- (iii) Evaluate the appropriateness of accounting policies used and the reasonableness of accounting estimates and related disclosures made by management.
- (iv) Conclude on the appropriateness of management's use of the going concern basis of accounting and, based on the audit evidence obtained, whether a material uncertainty exists related to events or conditions that may cast significant doubt on the Company's ability to continue as a going concern. If we conclude that a material uncertainty exists, we are required to draw attention in our auditor's report to the related disclosures in the financial statements or, if such disclosures are inadequate, to modify our opinion.


**GIRISH  
MURTHY & KUMAR**  
Chartered Accountants

conclusions are based on the audit evidence obtained up to the date of our auditor's report. However, future events or conditions may cause the Company to cease to continue as a going concern.

- (v) Evaluate the overall presentation, structure and content of the financial statements, including the disclosures, and whether the financial statements represent the underlying transactions and events in a manner that achieves fair presentation.
- B. We communicate with those charged with governance regarding, among other matters, the planned scope and timing of the audit and significant audit findings, including any significant deficiencies in internal control that we identify during our audit.
- C. We also provide those charged with governance with a statement that we have complied with relevant ethical requirements regarding independence, and to communicate with them all relationships and other matters that may reasonably be thought to bear on our independence, and where applicable, related safeguards.

**Report on Other Legal and Regulatory Requirements:**

10. As required by the Companies (Auditor's Report) Order, 2016 ("the Order"), issued by the Central Government of India in terms of sub section (11) of section 143 of the Companies Act, 2013, we give in "**Annexure - A**" a statement on the matters specified in paragraphs 3 and 4 of the Order, to the extent applicable.
11. As required by Section 143(3) of the Act, we report that:
- a) We have sought and obtained all the information and explanations which to the best of our knowledge and belief were necessary for the purposes of our audit.
- b) In our opinion, proper books of account as required by law have been kept by the Company so far as it appears from our examination of those books.
- c) The Balance Sheet, the Statement of Profit and Loss (Including Other Comprehensive Income), Statement of Changes in Equity and the Statement of Cash Flow dealt with by this Report are in agreement with the books of account.
- d) In our opinion, the aforesaid Ind AS financial statements comply with the Accounting Standards specified under Section 133 of the Act read with the Companies (Indian Accounting Standards) Rules, 2015, as amended.



- e) On the basis of written representations received from the directors as on 31<sup>st</sup> March 2019 taken on record by the board of directors, none of the directors are disqualified as on 31<sup>st</sup> March, 2019 from being appointed as directors in terms of section 164(2) of the Act.
- f) With respect to the adequacy of the internal financial controls with reference to financial statements of the Company and the operating effectiveness of such controls, refer to our separate report in “**Annexure B**”. Our report expresses an unmodified opinion on the adequacy and operating effectiveness of the Company’s internal financials controls with reference to financial statements.
- g) With respect to the other matters to be included in the Auditor’s Report in accordance with Rule 11 of the Companies (Audit and Auditors) Rules, 2014, as amended, in our opinion and to the best of our information and according to the explanations given to us:
- i. The Company does not have any pending litigations which would impact its financial position;
  - ii. The Company did not have long-term contracts including derivative contracts for which there were any material foreseeable losses.
  - iii. There were no amounts which were required to be transferred to the Investor Education and Protection Fund by the Company.

PLACE: BANGALORE


DATE: April 25, 2019

FOR GIRISH MURTHY & KUMAR  
Chartered Accountants



Girish Rao B  
Partner.

Membership No: 085745  
FRN No.000934S




**GIRISH  
MURTHY & KUMAR**  
Chartered Accountants

**"Annexure A" to the Independent Auditor's Report referred to in clause 1 of paragraph on the 'Report on Other Legal and Regulatory Requirements' of our report of even date to the Standalone financial statements of the Company for the year ended March 31, 2019:**

Re: Nadira Properties Private Limited

- I. a. The company has maintained proper records showing full particulars including quantitative details and situation of Fixed Assets.  
b. The Company has only Land under fixed assets and hence physical verification does not arise.  
c. According to the information and explanations given to us and on the basis of our examination of the records of the company, the title deeds of the immovable properties are held in the name of the Company.
- II. The nature of companies operation does not warrant holding of any stocks. Accordingly paragraph 3 (ii) of the Order is not applicable to the Company.
- III. In our opinion and according to the information and explanation given to us, the Company has not granted any loans, secured or unsecured to the companies, firms, Limited Liability Partnerships or other parties listed in the register maintained under section 189 of the Companies Act, 2013.
- IV. In our opinion and according to the information and explanation given to us the company has not granted any loan, made any investments, gave any guarantee or provided security in connection with a loan to any other body corporate or person in contravention of section 185 and 186 of the Companies Act, 2013.
- V. According to the information and explanation given to us the company has not accepted deposits from the public during the year and as such this clause is not applicable.
- VI. According to the information and explanation given to us the Central Government has not prescribed the maintenance of cost records under section 148 of the Companies Act, 2013 for the activities carried out by the Company, and hence this clause is not applicable.
- VII. a. According to the information and explanations given to us and the records of the company examined by us, in our opinion, the Company is generally regular in payment of undisputed statutory dues including income tax, goods and service tax, Professional tax and cess as applicable with appropriate authorities. We are informed by the company that the provisions of Provident Fund Act, Employee state insurance scheme, duty of customs, are not applicable.  
b. According to the information and explanations given to us and the records of the company examined by us there are no disputed amounts payable in respect of income tax, goods and service tax, Professional tax and cess as applicable as at 31st March 2019. We are informed by the company that the provisions of Provident Fund Act, Employee state insurance scheme, duty of customs, are not applicable.



**GIRISH  
MURTHY & KUMAR**  
Chartered Accountants

- VIII. Based on our audit procedures and as per the information and explanations given by the management, we are of the opinion that, the company has not taken any loan from a financial institution or bank or Government or are there any dues to debenture holders. Accordingly reporting requirement under this clause is not applicable.
- IX. The company did not raise any money by way of initial public offer or further public offer (Including debt instrument) or has taken term loans during the year. Accordingly, paragraph 3 (ix) of the order is not applicable.
- X. During the course of examination of the books and records of the company, carried out in accordance with the generally accepted auditing practices in India and according to the information and explanations given to us, we have not come across any instance of fraud by the company or on the company by its officers or employees of the company during the year.
- XI. According to the information and explanation given to us and the records of the company examined by us the Company has not paid or provided any managerial Remuneration. Accordingly, paragraph 3 (xi) of the order is not applicable.
- XII. In our opinion and according to the information and explanations given to us, the company is not a Nidhi Company. Accordingly, paragraph 3 (xii) of the order is not applicable.
- XIII. According to the information and explanations given to us and the records of the Company examined by us, we are of the opinion that all the transaction with the related parties are in compliance with section 177 and 188 of Companies Act,2013 and the details of the transactions have been disclosed in the Ind AS Financial Statements as per applicable accounting Standards.
- XIV. According to the information and explanations given to us and the records of the Company examined by us, we are of the opinion that the Company has not made any preferential allotment or private placement of shares or fully or partly debentures during the year under review.
- XV. According to the information and explanations given to us and the records of the Company examined by us, we are of the opinion that that the Company has not entered into any non-cash transactions with directors or persons connected with him. Accordingly, paragraph 3 (xv) of the order is not applicable.
- XVI. According to the information and explanations given to us and the records of the Company examined by us, we are of the opinion that that the Company is not required to be registered under Section 45 -IA of the Reserve Bank of India.


PLACE : BANGALORE

DATE: April 25, 2019

FOR GIRISH MURTHY & KUMAR  
Chartered Accountants



Girish Rao B  
Partner.  
Membership No: 085745  
FRN No: 000934S



**Annexure B to Auditors' Report of even date**

**Report on the Internal Controls on Financial Controls under clause (i) of sub-section (3) of section 143 of the Companies Act, 2013 ("the Act")**

Re:Nadira Properties Private Limited

---

We have audited the internal financial controls over financial reporting of Nadira Properties Private Limited ("the Company") as of March31, 2019 in conjunction with our audit of the Standalone financial statements of the Company for the year ended on that date.


**Management's Responsibility for Internal Financial Controls**

The Company's management is responsible for establishing and maintaining internal financial controls based on the internal control over financial reporting criteria established by the Company considering the essential components of internal control stated in the Guidance Note on Audit of Internal Financial Controls over Financial Reporting issued by the Institute of Chartered Accountants of India ('ICAI'). These responsibilities include the design, implementation and maintenance of adequate internal financial controls that were operating effectively for ensuring the orderly and efficient conduct of its business, including adherence to Company's policies, the safeguarding of its assets, the prevention and detection of frauds and errors, the accuracy and completeness of the accounting records, and the timely preparation of reliable financial information, as required under the Companies Act, 2013.

**Auditors' Responsibility**

Our responsibility is to express an opinion on the Company's internal financial controls over financial reporting based on our audit. We conducted our audit in accordance with the Guidance Note on Audit of Internal Financial Controls over Financial Reporting (the "Guidance Note") and the Standards on Auditing, issued by ICAI and deemed to be prescribed under section 143(10) of the Companies Act, 2013, to the extent applicable to an audit of internal financial controls, both applicable to an audit of Internal Financial Controls and, both issued by the Institute of Chartered Accountants of India. Those Standards and the Guidance Note require that we comply with ethical requirements and plan and perform the audit to obtain reasonable assurance about whether adequate internal financial controls over financial reporting was established and maintained and if such controls operated effectively in all material respects.

Our audit involves performing procedures to obtain audit evidence about the adequacy of the internal financial controls system over financial reporting and their operating effectiveness. Our audit of internal financial controls over financial reporting included obtaining an understanding of internal financial controls over financial reporting, assessing the risk that a material weakness exists, and testing and evaluating the design and operating effectiveness of internal control based on the assessed risk. The procedures selected depend on the auditor's judgment, including the assessment of the risks of material misstatement of the Ind AS financial statements, whether due to fraud or error.





We believe that the audit evidence we have obtained is sufficient and appropriate to provide a basis for our audit opinion on the Company's internal financial controls system over financial reporting.

### **Meaning of Internal Financial Controls over Financial Reporting**

A company's internal financial control over financial reporting is a process designed to provide reasonable assurance regarding the reliability of financial reporting and the preparation of financial statements for external purposes in accordance with generally accepted accounting principles. A company's internal financial control over financial reporting includes those policies and procedures that (1) pertain to the maintenance of records that, in reasonable detail, accurately and fairly reflect the transactions and dispositions of the assets of the company; (2) provide reasonable assurance that transactions are recorded as necessary to permit preparation of financial statements in accordance with generally accepted accounting principles, and that receipts and expenditures of the company are being made only in accordance with authorisations of management and directors of the company; and (3) provide reasonable assurance regarding prevention or timely detection of unauthorised acquisition, use, or disposition of the company's assets that could have a material effect on the financial statements.

### **Inherent Limitations of Internal Financial Controls over Financial Reporting**

Because of the inherent limitations of internal financial controls over financial reporting, including the possibility of collusion or improper management override of controls, material misstatements due to error or fraud may occur and not be detected. Also, projections of any evaluation of the internal financial controls over financial reporting to future periods are subject to the risk that the internal financial control over financial reporting may become inadequate because of changes in conditions, or that the degree of compliance with the policies or procedures may deteriorate.

### **Opinion**

In our opinion, the Company has, in all material respects, an adequate internal financial controls system over financial reporting and such internal financial controls over financial reporting were operating effectively as at March 31, 2019, based on the internal control over financial reporting criteria established by the Company considering the essential components of internal control stated in the Guidance Note on Audit of Internal Financial Controls Over Financial Reporting issued by the Institute of Chartered Accountants of India.


PLACE : BANGALORE

DATE: April 25, 2019

FOR GIRISH MURTHY & KUMAR  
Chartered Accountants

  
Girish Rao B  
Partner.

Membership No: 085745  
FRN No.000934S



Nadira Properties Private Limited  
CIN : U70109TZ2008PTC022221

Balance Sheet As at March 31, 2019

(Amount in Rupees)


	Notes	As at 31-Mar-19	As at 31-Mar-18
<b>Assets</b>			
<b>Non-current assets</b>			
Investment property	3	47,588,928	48,715,854
Non-current tax assets (net)		21,385	49,955
Other non-current assets	6	1,717,767	1,057,767
		<u>49,328,080</u>	<u>49,823,576</u>
<b>Current assets</b>			
<b>Financial assets</b>			
Cash and cash equivalents	5	34,862	630,739
Loans	4	1,550,000	-
Other financial assets	7	6,608	883,261
Current tax assets (net)		-	-
Other current assets	6	39,865	420,000
		<u>1,631,335</u>	<u>1,934,000</u>
<b>Total assets</b>		<u><b>50,959,415</b></u>	<u><b>51,757,576</b></u>
<b>Equity and liabilities</b>			
<b>Equity</b>			
Equity share capital	8	10,000,000	10,000,000
Other equity	9	318,443	40,485,218
<b>Total equity</b>		<u><b>10,318,443</b></u>	<u><b>50,485,218</b></u>
<b>Current liabilities</b>			
<b>Financial liabilities</b>			
Borrowings	10	39,200,000	-
Trade payables to MSME		-	-
Trade payables to other than MSME		-	-
Other financial liabilities	11	95,084	1,270,920
Other current liabilities	12	1,345,888	1,438
Current tax liabilities (net)		-	-
<b>Total liabilities</b>		<u><b>40,640,972</b></u>	<u><b>1,272,358</b></u>
<b>Total equity and liabilities</b>		<u><b>50,959,415</b></u>	<u><b>51,757,576</b></u>

Corporate information about the Company 1  
Summary of significant accounting policies 2  
The accompanying notes are an integral part of the financial statements. 3-28  
As per our report of even date

For Girish Murthy & Kumar  
Chartered Accountants  
Firm registration number: 0009345

B. Ghish Rao  
Partner  
Membership No: 85745

Place : Hosur  
Date : 25th April 2019



For and on behalf of the board of directors of  
Nadira Properties Private Limited

G Purnachandra Rao

Director  
DIN: 1691531

Mallikarjun DVR

Director  
DIN: 07038823



Nadira Properties Private Limited  
CIN : U70109TZ2008PTC022221

Statement of Profit and loss for the Year ended March 31, 2019 (Amount in Rupees)


	Notes	Year Ended 31-Mar-19	Year ended 31-Mar-18
<b>Continuing Operations</b>			
Income			
Other income	13	30,048	-
Total income (A)		30,048	-
<b>Expenses</b>			
Finance cost	15	-	286,463
Other expenses	14	270,895	665,929
Total expenses (B)		270,895	952,392
Profit / (loss) before exceptional items and tax from continuing operations (A-B)		(240,847)	(952,392)
Exceptional items - gains / (losses)	15	-	-
Profit / (loss) before tax from continuing operations		(240,847)	(952,392)
Tax expenses of continuing operations	16	-	-
Current tax		-	-
Adjustments of tax relating to earlier periods		25,928	-
(Loss) / profit after tax from continuing operations		(266,775)	(952,392)
(Loss) / profit for the year		(266,775)	(952,392)
<b>Total comprehensive income for the year</b>		(266,775)	(952,392)
Earnings per equity share (Rs.) from continuing operations	17	(0.27)	(0.95)
Basic, computed on the basis of profit from continuing operations attributable to equity holders of the parent (per equity share of Rs.10 each)			
Earnings per equity share (Rs.) from continuing operations	17	(0.27)	(0.95)
Diluted, computed on the basis of profit attributable to equity holders of the parent (per equity share of Rs.10 each)			
Corporate information about the Company	1		
Summary of significant accounting policies	2		
The accompanying notes form an integral part of the financial statements.	3-28		

As per our report of even date

For Girish Murthy & Kumar  
Chartered Accountants  
Firm registration number: 000934S

B. Girish Rao  
Partner  
Membership No: 85745

Place : Hosur  
Date : 25th April 2019



For and on behalf of the board of directors  
Nadira Properties Private Limited

G Purnaachandra Rao  
Director  
DIN: 1691531

Mallikarjun DVR  
Director  
DIN: 07038823



Nadira Properties Private Limited  
Statement of changes in equity for the Year ended March 31, 2019

(Amount in Rupees)

Particulars	Attributable to the equity holders			Total Equity
	Equity Share Capital	Equity Component of Debentures	Retained earnings	
<b>For the period ended March 31, 2019</b>				
As at April 01, 2018	10,000,000	39,900,000	585,218	50,485,218
Profit/(loss) for the year	-	-	(266,775)	(266,775)
Other comprehensive income	-	-	-	-
Total comprehensive income	-	-	318,443	50,218,443
Movement during the year	-	(39,900,000)	-	(39,900,000)
As at March 31, 2019	10,000,000	-	318,443	10,318,443
<b>For the period ended March 31, 2018</b>				
As at April 01, 2017	10,000,000	-	1,537,610	11,537,610
Profit/(loss) for the year	-	-	(952,392)	(952,392)
Other comprehensive income	-	-	-	-
Total comprehensive income	-	-	585,218	10,585,218
Movement during the year	-	39,900,000	-	39,900,000
As at March 31, 2018	10,000,000	39,900,000	585,218	50,485,218


The accompanying notes form an integral part of the financial statements.

As per our report of even date

For Girish Murthy & Kumar  
Chartered Accountants  
Firm registration number: 000934S

B. Girish Rao  
Partner  
Membership No: 85745

Place : Hosur  
Date : 25th April 2019



For and on behalf of the board of directors  
Nadira Properties Private Limited

G. Purnachandra Rao  
Director  
DIN: 1691531

D. V. Mallikarjun

Mallikarjun DVR  
Director  
DIN: 07038823



Nadira Properties Private Limited  
Cash flow statement for the Year ended March 31, 2019

	(Amount in Rupees)	
	Year ended 31-Mar-19	Year ended 31-Mar-18
Cash flow from operating activities	(240,847)	(952,392)
Profit before tax		
<i>Adjustments to reconcile profit before tax to net cash flows:</i>		
<i>Working capital adjustments:</i>		
(Increase)/decrease in short term loans & advances		(1,342,316)
(Increase)/decrease in long term loans and advances		(100,000)
Increase/(decrease) in other current liabilities	1,344,450	
Increase/(decrease) in other current assets		(10,000)
	1,103,603	(2,404,708)
Income tax paid (net of refund)	(25,928)	
Net cash flows from/ (used in) operating activities (A)	1,077,675	(2,404,708)
<i>Investing activities</i>		
Purchase of property, plant and equipment (including capital work-in-progress and capital advances)	1,126,926	
(Increase)/decrease in other financial and non-financial assets		243,223
Increase/(decrease) in other current assets		380,135
Increase/(decrease) in trade payables and other financial liabilities	(1,175,836)	
Increase/(decrease) in short term loans and advances	(1,530,600)	
Increase/(decrease) in other current liabilities		1,104,079
Net cash flows from/ (used in) investing activities (B)	(973,552)	1,104,079
<i>Financing activities</i>		
Proceeds from short term borrowings	(700,000)	1,600,000
Net cash flows from/ (used in) financing activities (C)	(700,000)	1,600,000
Net increase/ (decrease) in cash and cash equivalents	(595,877)	299,371
Cash and cash equivalents at the beginning of the period	630,739	331,368
Cash and cash equivalents at the end of the period	34,862	630,739
<i>Components of cash and cash equivalents</i>		
Cash on hand	19,204	21,959
Balances with scheduled banks:		
in current accounts	15,658	608,780
in deposit accounts		
Less - Bank overdraft		
Total cash and cash equivalents (note 5)	34,862	630,739
Corporate information about the Company	1	
Summary of significant accounting policies	2	
The accompanying notes form an integral part of the financial statements.	3-28	

1. The above cashflow statement has been prepared under the 'Indirect Method' as set out in the IND AS - 7 on cashflow statements as referred to in section 133 of the Companies Act, 2013.

2. The above cashflow statement has been compiled from and is based on the Balance Sheet as at 31st March 2019 and the related statement of profit and loss for the period ended on that date.

3. Refer Note no. 22 for disclosure required by amendment to Ind AS-7

As per our report of even date

For Girish Murthy & Kumar  
Chartered Accountants  
Firm registration number 0009348

B. Girish Rao  
Partner  
Membership No: 85745

Place: Hosur  
Date: 25th April 2019



For and on behalf of the board of directors of  
Nadira Properties Private Limited

G. Purmuchaandra Rao  
Director  
DIN: 1691531

Mallikarjun DVR  
Director  
DIN: 107038823



Nadira Properties Private Limited  
Statement of standalone assets and liabilities

(Amount in Rupees)


Particulars	As at March 31, 2019 (Audited)	As at March 31, 2018 (Audited)
<b>1 ASSETS</b>		
a) Non-current assets		
Investment property	47,588,928	48,715,854
Non-current tax assets (net)	21,385	49,955
Deferred tax assets (net)	-	-
Other non-current assets	1,717,767	1,057,767
	49,328,080	49,823,576
b) Current assets		
Financial assets		
Loans and advances	1,550,000	-
Cash and cash equivalents	34,862	630,739
Other bank balances	-	-
Other financial assets	6,608	883,261
Current tax assets (net)	-	-
Other current assets	39,865	420,000
	1,631,335	1,934,000
<b>TOTAL ASSETS (a+b)</b>	<b>50,959,415</b>	<b>51,757,576</b>
<b>2 EQUITY AND LIABILITIES</b>		
a) Equity		
Equity share capital	10,000,000	10,000,000
Other equity	318,443	40,485,218
Total equity	10,318,443	50,485,218
b) Non-current liabilities		
Financial liabilities		
Borrowings	-	-
Deferred tax liabilities (net)	-	-
Other non-current liabilities	-	-
	-	-
c) Current liabilities		
Financial liabilities		
Borrowings	39,200,000	-
Other financial liabilities	95,084	1,270,920
Other current liabilities	1,345,888	1,438
Current tax liabilities (net)	-	-
	40,640,972	1,272,358
<b>TOTAL EQUITY AND LIABILITIES (a+b+c)</b>	<b>50,959,415</b>	<b>51,757,576</b>

Remove if not relevant for your entity

As per our report of even date

For Girish Murthy & Kumar  
Chartered Accountants  
Firm registration number: 0009345

B. Girish Rao  
Partner  
Membership No: 85745



Place : Hosur  
Date : 25th April 2019

For and on behalf of the board of directors of  
Nadira Properties Private Limited

G. Purnaachandra Rao  
Director  
DIN: 1691531

Mallikarjun DVR  
Director  
DIN: 07638823



Statement of Standalone Audited Results for Quarter and Year ended March 31, 2019						
Particulars	Quarter ended			Year ended		
	31-Mar-19 (Refer Note 1)	31-Dec-18 Unaudited	31-Mar-18 (Refer Note 1)	31-Mar-19 Audited	31-Mar-18 Audited	
<b>A</b> Continuing Operations						
1 Revenue						
a) Revenue from operations						
i) Sales/service from operations						
ii) Other operating income						
b) Other income						
i) Foreign Exchange Fluctuation (Net)				30,018		
ii) Others						
Total revenue				30,018		
2 Expenses						
(a) Revenue share paid/payable to co-venturers/partners						
(b) Consumption of fuel						
(c) Cost of materials consumed						
(d) Purchase of fixed goods						
(e) Increase / or decrease in stock-in-trade						
(f) Sub-contracting expenses						
(g) Employee benefits expense						
(h) Finance costs	(330)		(833,251)		786,463	
(i) Depreciation and amortisation expense				270,895	665,929	
(j) Other expenses	93,374	42,253	60,085			
Total expenses	93,054	42,253	(673,166)	270,895	952,392	
3 Profit/(loss) from continuing operations before exceptional items and tax expenses (1 - 2)	(93,054)	(42,253)	823,176	(240,877)	(952,392)	
4 Exceptional items						
5 Profit/(loss) from continuing operations before tax expenses (3 + 4)	(93,054)	(42,253)	823,176	(240,877)	(952,392)	
6 Tax expenses of continuing operations						
(a) Current tax						
(b) Deferred tax				25,928		
(c) Corporate tax earlier years						
7 Profit/(loss) after tax from continuing operations (5 + 6)	(93,054)	(42,253)	823,176	(266,775)	(952,392)	
<b>B</b> Discontinued Operations						
8 Profit/(loss) from discontinued operations before tax expenses						
9 Tax expenses of discontinued operations						
(a) Current tax						
(b) Deferred tax						
10 Profit/(loss) after tax from discontinued operations (8 + 9)						
11 Profit/(loss) after tax for respective periods (7 + 10)	(93,054)	(42,253)	823,176	(266,775)	(952,392)	
12 Other Comprehensive Income						
(A) (i) Items that will not be reclassified to profit or loss						
(ii) Income tax relating to items that will not be reclassified to profit or loss						
(B) (i) Items that will be reclassified to profit or loss						
(ii) Income tax relating to items that will be reclassified to profit or loss						
13 Total other comprehensive income, net of tax for the respective periods						
14 Total comprehensive income for the respective periods (11 + 13) [comprising Profit/(loss) and Other comprehensive income (net of tax) for the respective periods]	(93,054)	(42,253)	823,176	(266,775)	(952,392)	
16 Earnings per equity share						
(i) Basic & diluted EPS	(0.69)	(0.04)	0.82	(0.27)	(0.95)	
(ii) Basic & diluted EPS from continuing operations	(0.69)	(0.01)	0.82	(0.27)	(0.93)	
(iii) Basic & diluted EPS from discontinued operations						

Note 1 The figures on the last quarter of current and previous years are the balancing figures between the audited figures in respect of the full financial year and the published unaudited year-to-date figures for nine months period for the respective years.


Note 2 Ind AS 115 Revenue from Contracts with Customers, mandatory for reporting periods beginning on or after April 1, 2018, replaces existing revenue recognition requirements. Under the modified retrospective approach there were no significant adjustments required to the retained earnings at April 1, 2018. Also, the application of Ind AS 115 did not have any significant impact on recognition and measurement of revenue and related items in the financial results.

As per our report of even date

For Girish Murthy & Kumar  
Chartered Accountants  
Firm registration number: 0009345

M. Girish Rao  
Partner  
Membership No: H250

Place: Hesse  
Date: 25th April 2019



For and on behalf of the board of directors of  
Nadim Properties Private Limited

G. Purnachandran Rao  
Director  
DIN: 1691531

M. Mallikarjun DVH

Mallikarjun DVH  
Director  
DIN: 01018823



	(Amount in Rupees)			Total
	Freehold land	Buildings	Plant and machinery	
<b>Cost</b>				
At April 1,2017	48,715,854			48,715,854
Additions				-
Disposals				-
At March 31, 2018	48,715,854	-	-	48,715,854
Additions				-
Disposals	1,126,926			1,126,926
At March 31, 2019	47,588,928	-	-	47,588,928
<b>Net Book value</b>				
At March 31, 2019	47,588,928	-	-	47,588,928
At March 31, 2018	48,715,854	-	-	48,715,854
At April 1,2017	48,715,854	-	-	48,715,854

	(Amount in Rupees)	
	31-Mar-19	31-Mar-18
<b>Information regarding income and expenditure of Investment property</b>		
Rental income derived from investment properties	-	-
Direct operating expenses (including repairs and maintenance) generating rental income	-	-
Direct operating expenses (including repairs and maintenance) that did not generate rental income	-	-
Profit arising from investment properties before depreciation and indirect expenses	-	-
Less – Depreciation	-	-
Profit arising from investment properties before indirect expenses	-	-

**Notes:**

As at 31st March 2019, the fair value of the investment property Rs 13.68 Crore ( March 31,2018 : 17.96 Crores).The fair value is based on accredited independent valuer.

**Description of valuation techniques used and key inputs to valuation on investment properties:**

Investment Properties	Valuation technique	Significant unobservable inputs	Range (weighted average)	
			31-Mar-19	31-Mar-18
Note: The company owned 35.01 acres of land under the jurisdiction of Shoalagiri Sub-registrar office in Krishnagiri District of Tamil Nadu,as on 31st March 2019 , the market value of these lands estimated to be Rs. 13.68 Crores (as on 31st March 2018 - Rs. 17.96 Crores) . Out of which 10.68 acres have been mortgaged to ICICI Bank as security by way of deposit of title deeds for the non convertible debentures issued to bank by holding company GMR Infrastructure Limited (GIL) and an extent of 23.02 acres of land has been mortgaged to Delhi International Airport Ltd (DIAL) as security by way of deposit of title deeds for the term loan borrowed by the holding company GIL . State Industrial Promotion Corporation of tamilnadu (SIPCO) , has issued a notification/ notice for acquisition of 19.52 Ac of land for industrial purpose. The management doesn't foresee any loss in the value of the property due to this acquisition.	Direct Comparison Method based on Market Approach.	Nil	-	-
The company owned 35.92 acres of land during the FY2017-18. During the FY2018-19, the company has sold 0.91 acres of land. As on 31st March'2019 the company has 35.01 acres of land				

**4 Loans**

(Amount in Rupees)

	Non-current		Current	
	31-Mar-19	31-Mar-18	31-Mar-19	31-Mar-18
<b>Other Loans</b>				
<i>Unsecured, considered good</i>				
Loans to related parties	-	-	1,550,000	-
<b>Total</b>	-	-	1,550,000	-
<b>Total</b>	-	-	1,550,000	-

During the financial year 2018-19, the Company has given inter corporate loan of Rs. 15,50,000 at an interest rate 0% for a period of 12 months to GMR SEZ & Port holding Limited. As at 31st March 2019, the company has total loan of Rs. 15,50,000.





## 5 Cash and cash equivalents

	(Amount in Rupees)			
	Non-current		Current	
	31-Mar-19	31-Mar-18	31-Mar-19	31-Mar-18
<i>Balances with banks:</i>				
- On current accounts	-	-	15,658	608,780
- Deposits with less than three months maturity	-	-	-	-
Cash on hand	-	-	19,204	21,959
(A)	-	-	34,862	630,739
<i>Bank Balance other than cash and cash equivalents</i>				
- Deposits with maturity for more than 12 months	-	-	-	-
- Deposits with maturity for more than 3 months but less than 12 months	-	-	-	-
- Margin money deposit	-	-	-	-
(B)	-	-	-	-
Total	(A+B)	-	34,862	630,739

For the purpose of the statement of cash flows, cash and cash equivalents comprise the following:

	(Amount in Rupees)			
	Non-current		Current	
	31-Mar-19	31-Mar-18	31-Mar-19	31-Mar-18
<i>Balances with banks:</i>				
- On current accounts	-	-	15,658	608,780
- Deposits with less than three months maturity	-	-	-	-
Cash on hand	-	-	19,204	21,959
Less: Bank overdrafts	-	-	-	-
			34,862	630,739

## 6 Other assets

	(Amount in Rupees)			
	Non-current		Current	
	31-Mar-19	31-Mar-18	31-Mar-19	31-Mar-18
Capital advances				
Unsecured, considered good	1,717,767	1,057,767	-	-
Advances recoverable in cash or kind	-	-	29,250	-
Unsecured considered good	-	-	10,615	420,000
Other Receivable	-	-	-	-
	1,717,767	1,057,767	39,865	420,000

## 7 Other financial assets

	(Amount in Rupees)			
	Non-current		Current	
	31-Mar-19	31-Mar-18	31-Mar-19	31-Mar-18
Interest receivable from group companies	-	-	-	883,261
Advance receivable from related parties -unsecured considered good	-	-	6,608	-
	-	-	6,608	883,261



8 Share Capital

(Amount in Rupees)  
31-Mar-19 31-Mar-18

<b>Authorised shares</b>		
10,00,000 (March 31, 2018: 10,00,000) equity shares of Rs. 10 each	10,000,000	10,000,000
<b>Issued, subscribed and fully paid-up shares</b>		
10,00,000 (March 31, 2018: 10,00,000) equity shares of Rs. 10,00,000 each	10,000,000	10,000,000
	<u>10,000,000</u>	<u>10,000,000</u>

(a) Reconciliation of the shares outstanding at the beginning and at the end of the reporting year

	31-Mar-19		31-Mar-18	
	No of Shares in Units	(Amount in Rupees)	No of Shares in Units	(Amount in Rupees)
<b>Equity shares</b>				
At the beginning of the year	1,000,000	10,000,000	1,000,000	10,000,000
Issued during the year				
Outstanding at the end of the year	<u>1,000,000</u>	<u>10,000,000</u>	<u>1,000,000</u>	<u>10,000,000</u>

(b) Terms/ rights attached to equity shares

The Company has only one class of equity shares having a par value of Rs. 10 per share. Every member holding equity shares shall have voting rights in proportion to his shares for the paid up equity share capital.

In event of liquidation of the Company, the holders of equity shares would be entitled to receive remaining assets of the Company after distribution of all preferential amounts. The distribution will be in proportion to the number of equity shares held by the shareholders.

(c) Shares held by holding/ ultimate holding company and/ or their subsidiaries/ associates

Out of equity shares issued by the company, shares held by its holding company, ultimate holding company and their subsidiaries/ associates are as below:

(Amount in Rupees)  
31-Mar-19 31-Mar-18

<b>GMR SEZ &amp; Port Holding Limited (Formerly known as GMR SEZ &amp; Port Holding Pvt Ltd )and its nominees, the immediate holding</b>		
1,000,000 (March 2018: 1,000,000) Equity Shares of Rs.10 each fully paid up	10,000,000	10,000,000

(d) Details of shareholders holding more than 5% shares in the company

Name of shareholder	31-Mar-19		31-Mar-18	
	No of Shares in Units	% holding	No of Shares in Units	% holding
<b>Equity shares of Rs.10 each fully paid up</b>				
GMR SEZ & Port Holding Limited (Formerly known as GMR SEZ & Port Holding Pvt Ltd )and its nominees, the immediate holding company.	1,000,000	100.00%	1,000,000	100.00%

Note : As per records of the Company, including its register of shareholders/ members and other declaration received from shareholders regarding beneficial interest, the above shareholding represent both legal and beneficial ownership of shares.

9 Other equity

(Amount in Rupees)  
31-Mar-19 31-Mar-18

**Equity Component of Debentures**

Balance at the beginning of the year	39,900,000	-
Movement during the year	(39,900,000)	39,900,000
<b>Closing balance</b>	<u>-</u>	<u>39,900,000</u>

**Surplus in the statement of profit and loss**

Balance at the beginning of the year	585,218	1,537,610
Profit/(loss) for the year	(266,775)	(952,392)
<b>Net surplus in the statement of profit and loss</b>	<u>318,443</u>	<u>585,218</u>

**Total other equity**

318,443 40,485,218



**10 Financial Liabilities-Borrowings**

(Amount in Rupees)

Current

31-Mar-19 31-Mar-18

**Debentures**

29 (2018: NIL) 0 % Optionally Convertible Debentures of Rs.1,000,000 each.

29,000,000

-

102 (2018:NIL) 0 % Optionally Convertible Debentures of Rs.100,000 each.

10,200,000

39,200,000

**The above amount includes**

Secured borrowings

-

-

Unsecured borrowings

39,200,000

39,200,000

The Company had issued 29 numbers of 0% Compulsorily Convertible Debentures (CCD) of Rs.1,000,000 each aggregating to Rs. 29,000,000 and 109 numbers of 0% Compulsorily Convertible Debentures (CCD) of Rs.100,000 each aggregating to Rs. 109,00,000 to GMR SEZ & Port Holdings Limited upto the year ended March 31, 2018.

During the year the company has changed the terms of 0% Compulsorily Convertible Debentures (CCD) into 0% Optionally Convertible Debentures (OCD) and same has been classified as short term borrowings as there is a call and put option in the terms of debentures offered. The debentures are optionally convertible, at the option of the debenture holders, at any time not exceeding 120 months (the term) from the date of issue of debentures into equity shares at a valuation to be mutually agreed upon as per the valuation to be done by a reputed chartered accountant firm at the time of conversion. In case the option is not exercised by the debenture holder, the company shall convert the same into equity shares as per the aforesaid valuation methodology.

During the quarter ( Q2 FY 2018-19), the company has redeemed 7 nos. of OCD @Rs 1,00,000 each of Rs 7,00,000. AS on 31st March 2019, the company has total OCD of Rs.39,200,000

**11 Other financial liabilities**

(Amount in Rupees)

	Non-current		Current	
	31-Mar-19	31-Mar-18	31-Mar-19	31-Mar-18
Interest accrued but not due on borrowings	-	-	-	-
Non-trade payables (Group Companies)	-	-	64,264	-
Non-trade payables	-	-	30,820	1,270,920
	-	-	<u>95,084</u>	<u>1,270,920</u>

**12 Other liabilities**

(Amount in Rupees)

	Non-current		Current	
	31-Mar-19	31-Mar-18	31-Mar-19	31-Mar-18
Advance received from customers	-	-	1,341,500	-
TDS Payable	-	-	4,388	1,438
Other statutory dues	-	-	-	-
	-	-	<u>1,345,888</u>	<u>1,438</u>



13 Other income	(Amount in Rupees)	
	31-Mar-19	31-Mar-18
Interest income on		
Bank deposits		
Net gain on disposal of property, plant and equipment	-	-
Other non-operating income	30,048	-
	<u>30,048</u>	<u>-</u>

14 Other expenses	(Amount in Rupees)	
	31-Mar-19	31-Mar-18
Rates and taxes	37,680	39,915
Security expenses	106,200	115,239
Legal and professional fees	68,675	7,744
Staff welfare expenses	-	-
Brokerage and commission	-	22,000
Payment to auditors (refer details below)	28,320	28,320
Printing and stationery	2,640	24
Loss on Sale of FA	26,926	-
Interest on delayed statutory payments	34	-
Bank charges	320	90
Miscellaneous expenses	100	452,597
	<u>270,895</u>	<u>665,929</u>
Payment to auditors		
As auditor:		
Audit fee	11,800	11,800
Limited Review	16,520	16,520
	<u>28,320</u>	<u>28,320</u>

15 Finance cost	(Amount in Rupees)	
	31-Mar-19	31-Mar-18
Interest cost	-	286,463
Bank charges	-	-
	<u>-</u>	<u>286,463</u>

16 Income tax expenses in the statement of profit and loss consist of the following:	(Amount in Rupees)	
	31-Mar-19	31-Mar-18
Tax expenses		
Current tax	-	-
Deferred tax	-	-
Total taxes	<u>-</u>	<u>-</u>

The tax expense can be reconciled for the period to the accounting profit as follows:	(Amount in Rupees)	
	31-Mar-19	31-Mar-18
Profit Before Tax	(240,847)	(952,392)
Applicable tax rate	25.75%	25.75%
Computed tax expense	(62,018)	(245,241)
Deferred tax**	62,018	245,241
At the effective income tax rate	-	-
Total tax expense reported in the statement of profit and loss	<u>-</u>	<u>-</u>

\*\*Deferred tax asset has not been recognized on brought forward losses as there is no probability/convincing or other evidence that sufficient taxable profits will be available against which DTA will be adjusted.

17 Earnings per share ['EPS']		
	31-Mar-19	31-Mar-18
Basic EPS amounts are calculated by dividing the profit/(loss) for the year attributable to equity holders of the parent by the weighted average number of equity shares outstanding during the year.		
Diluted EPS amounts are calculated by dividing the profit attributable to equity holders of the parent (after adjusting for interest on the convertible preference shares) by the weighted average number of Equity shares outstanding during the year plus the weighted average number of Equity shares that would be issued on conversion of all the dilutive potential Equity shares into Equity shares.		
The following reflects the income and share data used in the basic and diluted EPS computations:		
Profit after tax attributable to shareholders of the parent (Amount in Rupees)		
Continuing operations (Amount in Rupees)	(266,775)	(952,392)
Discontinued operations (Amount in Rupees)	-	-
Profit attributable to equity shareholders of the parent for basic/diluted earnings per share (Amount in Rupees)	<u>(266,775)</u>	<u>(952,392)</u>
Weighted average number of equity shares of Rs.10 each outstanding during the period used in calculating basic and diluted earnings per share (No of Shares in units)	1,000,000	1,000,000
Earnings per share for continuing operations -Basic (Rs. in units)	(0.27)	(0.95)
Earnings per share for continuing operations -Diluted (Rs. in units)	(0.27)	(0.95)



## I Corporate Information

Nadira Properties Private Limited domiciled in India and incorporated on 4th April, 2008. The company is in the business of dealing in real estate, property development, estate agency to acquire by purchase, exchange, net or otherwise deal in lands, buildings or any estate or interest therein and any rights over or connected with lands so situated and laying out, developing land for industrial purpose, building and preparing sites by planting, paving, drawing and by constructing offices, flats, service flats, hotels, warehouses, shopping and commercial complexes, by leasing, letting or renting, selling( by instalments, ownership, hire purchase basis or otherwise or disposing of the same). The company's Holding company is GMR SEZ and Port Holding Limited and ultimate holding company is GMR Infrastructure Limited/GMR Enterprises Private Limited.

The registered office of the company is located in Hosur in Tamilnadu, India.

Information on other related party relationships of the Company is provided in Note 18

The financial statements were approved for issue in accordance with a resolution of the directors on 25th April 2019.

## 2 Significant accounting policies

### A Basis of preparation

The financial statements are prepared in accordance with Indian Accounting Standards (Ind AS), under the historical cost convention on the accrual basis except for certain financial instruments which are measured at fair values, the provisions of Companies Act, 2013 (the 'Act') (to the extent notified). The Ind AS are prescribed under section 133 of the Act read with Rule 3 of the Companies (Indian Accounting Standards) Rules, 2015 and relevant amendment rules issued thereafter.

Accounting policies have been consistently applied except where a newly issued accounting standard is initially adopted or a revision to an existing accounting standard requires a change in the accounting policy hitherto in use.

The financial statements are presented in Indian Rupees (INR).

### B Summary of significant accounting policies

#### a) Current versus Non-current classification

The Company presents assets and liabilities in the balance sheet based on current/ non-current classification. An asset is treated as current when it is:

- i) Expected to be realised or intended to be sold or consumed in normal operating cycle
- ii) Held primarily for the purpose of trading
- iii) Expected to be realised within twelve months after the reporting period, or
- iv) Cash or cash equivalent unless restricted from being exchanged or used to settle a liability for at least twelve months after the reporting period

All other assets are classified as non-current. A liability is current when it is:

- i) It is expected to be settled in normal operating cycle
- ii) It is held primarily for the purpose of trading
- iii) It is due to be settled within twelve months after the reporting period, or
- iv) There is no unconditional right to defer the settlement of the liability for at least twelve months after the reporting period

All other liabilities are classified as non-current. Deferred tax assets and liabilities are classified as non-current assets and liabilities. The operating cycle is the time between the acquisition of assets for processing and their realisation in cash and cash equivalents. The Company has identified twelve months as its operating cycle.

#### b Property, Plant and Equipments

Recognition:

The cost of an item of property, plant and equipment shall be recognised as an asset if, and only if:

- (a) it is probable that future economic benefits associated with the item will flow to the entity; and
- (b) the cost of the item can be measured reliably.

Fixed Assets are stated at acquisition cost less accumulated depreciation and cumulative impairment. Such cost includes the expenditure that is directly attributable to the acquisition of the plant and equipment and borrowing costs for long-term construction projects if the recognition criteria are met.

Subsequent costs are included in the asset's carrying amount or recognised as a separate asset, as appropriate, only when it is probable that future economic benefits associated with the item will flow to the company and the cost of the item can be measured reliably. The carrying amount of any component accounted for as a separate asset are derecognised when replaced. Further, when each major inspection is performed, its cost is recognised in the carrying amount of the item of property, plant and equipment as a replacement if the recognition criteria are satisfied. All other repairs and maintenance are charged to profit and loss during the reporting period in which they are incurred.

An item of property, plant and equipment and any significant part initially recognised is derecognised upon disposal or when no future economic benefits are expected from its use or disposal. Any gain or loss arising on derecognition of the asset (calculated as the difference between the net disposal proceeds and the carrying amount of the asset) is included in the statement of profit and loss when the asset is derecognised.

The residual values, useful lives and methods of depreciation of property, plant and equipment are reviewed at each financial year end and adjusted prospectively, if appropriate.

#### c) Depreciation on Property, Plant and Equipment

Depreciation on the Property plant and equipment is calculated on a straight-line basis using the rates arrived at, based on useful lives estimated by the management, which coincides with the lives prescribed under Schedule II of the Companies Act, 2013 except for assets individually costing less than Rs. 5,000 which are fully depreciated in the year of acquisition.

The management believes that these estimated useful lives are realistic and reflect fair approximation of the period over which the assets are likely to be used. The residual values, useful lives and method of depreciation of property, plant and equipment are reviewed at each financial year end and adjusted prospectively, if appropriate.

Depreciation charges for impaired assets is adjusted in future periods in such a manner that revised carrying amount of the asset is allocated over its remaining useful life.



**d) Investment properties**

Since there is no change in the functional currency, the Company has elected to continue with the carrying value for all of its investment property as recognised in its Indian GAAP financial statements as deemed cost at the transition date, viz., 1st April 2015.

Investment properties are measured initially at cost, including transaction costs. Subsequent to initial recognition, investment properties are stated at cost less accumulated depreciation and accumulated impairment loss, if any.

The cost includes the cost of replacing parts and borrowing costs for long-term construction projects if the recognition criteria are met. When significant parts of the investment property are required to be replaced at intervals, the Company depreciates them separately based on their specific useful lives. All other repair and maintenance costs are recognised in profit or loss as incurred.

Depreciation is recognised using straight line method so as to write off the cost of investment property less their residual values over their useful lives specified in schedule II to the Companies Act, 2013, or in the case of assets where useful life was determined by technical evaluation, over the life so determined. Depreciation method is reviewed at each financial year end to reflect the expected pattern of consumption of the future benefits embodied in the investment property. Freehold land and properties under construction are not depreciated.

Though the Company measures investment property using cost based measurement, the fair value of investment property is disclosed in the notes. Fair values are determined based on an annual evaluation performed by an accredited external independent valuer applying a valuation model recommended by the International Valuation Standards Committee.

Investment properties are derecognised either when they have been disposed of or when they are permanently withdrawn from use and no future economic benefit is expected from their disposal.

The difference between the net disposal proceeds and the carrying amount of the asset is recognised in profit or loss in the period of derecognition.

**e) Intangible assets**

Intangible assets acquired separately are measured on initial recognition at cost. The cost of intangible assets acquired in a business combination is their fair value at the date of acquisition. Following initial recognition, intangible assets are carried at cost less any accumulated amortisation and accumulated impairment losses. Internally generated intangibles, excluding capitalised development costs, are not capitalised and the related expenditure is reflected in profit or loss in the period in which the expenditure is incurred.

Intangible assets include software and their useful lives are assessed as either finite or indefinite.

**f) Amortisation of intangible assets**

Intangible assets with finite lives are amortised over the useful economic life and assessed for impairment whenever there is an indication that the intangible asset may be impaired. The amortisation period and the amortisation method for an intangible asset with a finite useful life are reviewed at least at the end of each reporting period. Changes in the expected useful life or the expected pattern of consumption of future economic benefits embodied in the asset are considered to modify the amortisation period or method, as appropriate, and are treated as changes in accounting estimates. The amortisation expense on intangible assets with finite lives is recognised in the statement of profit and loss unless such expenditure forms part of carrying value of another asset.

Intangible assets like the Software licence are amortised over the useful life of 6 years as estimated by the management.

**g) Borrowing cost**

Borrowing costs directly attributable to the acquisition, construction or production of an asset that necessarily takes a substantial period of time to get ready for its intended use or sale are capitalised as part of the cost of the asset. All other borrowing costs are expensed in the period in which they occur. Borrowing costs consist of interest and other costs that an entity incurs in connection with the borrowing of funds. Borrowing cost also includes exchange differences to the extent regarded as an adjustment to the borrowing costs.

**h) Impairment of non-financial assets**

As at the end of each accounting year, the Company reviews the carrying amounts of its PPE, investment properties, intangible assets and investments in associates and joint ventures determine whether there is any indication that those assets have suffered an impairment loss. If such indication exists, the said assets are tested for impairment so as to determine the impairment loss, if any. Goodwill and the intangible assets with indefinite life are tested for impairment each year.

Impairment loss is recognised when the carrying amount of an asset exceeds its recoverable amount. Recoverable amount is determined:

- (i) in case of an individual asset, at the higher of the net selling price and the value in use; and
- (ii) in case of a cash generating unit (a group of assets that generates identified, independent cash flows), at the higher of the cash generating unit's net selling price and the value in use.

(The amount of value in use is determined as the present value of estimated future cash flows from the continuing use of an asset and from its disposal at the end of its useful life. For this purpose, the discount rate (pre-tax) is determined based on the weighted average cost of capital of the company suitably adjusted for risks specified to the estimated cash flows of the asset).

For this purpose, a cash generating unit is ascertained as the smallest identifiable group of assets that generates cash inflows that are largely independent of the cash inflows from other assets or groups of assets.

If recoverable amount of an asset (or cash generating unit) is estimated to be less than its carrying amount, such deficit is recognised immediately in the consolidated statement of Profit and Loss as impairment loss and the carrying amount of the asset (or cash generating unit) is reduced to its recoverable amount. For this purpose, the impairment loss recognised in respect of a cash generating unit is allocated first to reduce the carrying amount of any goodwill allocated to such cash generating unit and then to reduce the carrying amount of the other assets of the cash generating unit on a pro-rata basis.

When an impairment loss subsequently reverses, the carrying amount of the asset (or cash generating unit) is increased to the revised estimate of its recoverable amount, but so that the increased carrying amount does not exceed the carrying amount that would have been determined had no impairment loss been recognised for the asset (or cash generating unit) in prior years. A reversal of an impairment loss is recognised immediately in the consolidated statement of profit and loss.

**i) Provisions, Contingent liabilities, Contingent assets, and Commitments**

Provisions are recognised when the Company has a present obligation (legal or constructive) as a result of a past event, it is probable that an outflow of resources embodying economic benefits will be required to settle the obligation and a reliable estimate can be made of the amount of the obligation. When the Company expects some or all of a provision to be reimbursed, for example, under an insurance contract, the reimbursement is recognised as a separate asset, but only when the reimbursement is virtually certain. The expense relating to a provision is presented in the statement of profit and loss net of any reimbursement.

If the effect of the time value of money is material, provisions are discounted using a current pre-tax rate that reflects, when appropriate, the risks specific to the liability. When discounting is used, the increase in the provision due to the passage of time is recognised as a finance cost."

A contingent liability is a possible obligation that arises from past events whose existence will be confirmed by the occurrence or non-occurrence of one or more uncertain future events beyond the control of the Group or a present obligation that is not recognized because it is not probable that an outflow of resources will be required to settle the obligation. A contingent liability also arises in extremely rare cases where there is a liability that cannot be recognized because it cannot be measured reliably. The Company does not recognize a contingent liability but discloses its existence in the financial statements.

Commitments include the amount of purchase order (net of advances) issued to parties for completion of assets

Provisions, contingent liabilities, contingent assets and commitments are reviewed at each balance sheet date



**j) Financial Instruments**

Financial assets and financial liabilities are recognised when the Company becomes a party to the contract embodying the related financial instruments. All financial assets, financial liabilities and financial guarantee contracts are initially measured at transaction cost and where such values are different from the fair value, at fair value. Transaction costs that are directly attributable to the acquisition or issue of financial assets and financial liabilities (other than financial assets and financial liabilities at fair value through profit and loss) are added to or deducted from the fair value measured on initial recognition of financial asset or financial liability. Transaction costs directly attributable to the acquisition of financial assets and financial liabilities at fair value through profit and loss are immediately recognised in the statement of profit and loss. In case of interest free or concession loans/debentures/preference shares given to associates and joint ventures, the excess of the actual amount of the loan over initial measure at fair value is accounted as an equity investment.

Investment in equity instruments issued by associates and joint ventures are measured at cost less impairment.

**Effective Interest Method**

The effective interest method is a method of calculating the amortised cost of a financial instrument and of allocating interest income or expense over the relevant period. The effective

interest rate is the rate that exactly discounts future cash receipts or payments through the expected life of the financial instrument, or where appropriate, a shorter period.

**a) Financial Assets**

**Financial Assets at amortised cost**

Financial assets are subsequently measured at amortised cost if these financial assets are held within a business model whose objective is to hold these assets in order to collect contractual cash flows and the contractual terms of the financial asset give rise on specified dates to cash flows that are solely payments of principal and interest on the principal amount outstanding.

**Financial Assets measured at fair value**

"Financial assets are measured at fair value through other comprehensive income if these financial assets are held within a business model whose objective is to hold these assets in order to collect contractual cash flows or to sell these financial assets and the contractual terms of the financial asset give rise on specified dates to cash flows that are solely payments of principal and interest on the principal amount outstanding.

Financial asset not measured at amortised cost or at fair value through other comprehensive income is carried at fair value through the statement of profit and loss.

**Impairment of financial assets**

"Loss allowance for expected credit losses is recognised for financial assets measured at amortised cost and fair value through profit or loss.

For financial assets whose credit risk has not significantly increased since initial recognition, loss allowance equal to twelve months expected credit losses is recognised. Loss allowance equal to the lifetime expected credit losses is recognised if the credit risk on the financial instruments has significantly increased since initial recognition."

**De-recognition of financial assets**

The Company de-recognises a financial asset only when the contractual rights to the cash flows from the financial asset expire, or it transfers the financial asset and the transfer qualifies for de-recognition under Ind AS 109.

If the Company neither transfers nor retains substantially all the risks and rewards of ownership and continues to control the transferred asset, the Company recognises its retained interest in the assets and an associated liability for amounts it may have to pay.

If the Company retains substantially all the risks and rewards of ownership of a transferred financial asset, the Company continues to recognise the financial asset and also recognises a collateralised borrowing for the proceeds received.

On de-recognition of a financial asset in its entirety, the difference between the carrying amount measured at the date of de-recognition and the consideration received is recognised in statement of profit or loss.

For trade and other receivables maturing within one year from the balance sheet date, the carrying amounts approximate fair value due to the short maturity of these instruments.

**b) Financial liabilities and equity instruments**

**Classification as debt or equity**

Financial liabilities and equity instruments issued by the Company are classified according to the substance of the contractual arrangements entered into and the definitions of a financial liability and an equity instrument

**Equity Instruments**

An equity instrument is any contract that evidences a residual interest in the assets of the Company after deducting all of its liabilities. Equity instruments are recorded at the proceeds received, net of direct issue costs.

**Financial Liabilities**

Financial liabilities are initially measured at fair value, net of transaction costs, and are subsequently measured at amortised cost, using the effective interest rate method where the time value of money is significant. Interest bearing bank loans, overdrafts and issued debt are initially measured at fair value and are subsequently measured at amortised cost using the effective interest rate method. Any difference between the proceeds (net of transaction costs) and the settlement or redemption of borrowings is recognised over the term of the borrowings in the statement of profit and loss.

For trade and other payables maturing within one year from the balance sheet date, the carrying amounts approximate fair value due to the short maturity of these instruments.

**a. Financial Guarantee Contracts**

Financial guarantee contracts issued by the Company are those contracts that require a payment to be made to reimburse the holder for a loss it incurs because the specified debtor fails to make a payment when due in accordance with the terms of a debt instrument. Financial guarantee contracts are recognised initially as a liability at fair value, adjusted for transaction costs that are directly attributable to the issuance of the guarantee.

**b. De-recognition**

A financial liability is derecognised when the obligation under the liability is discharged or cancelled or expires. When an existing financial liability is replaced by another from the same lender on substantially different terms, or the terms of an existing liability are substantially modified, such an exchange or modification is treated as the de-recognition of the original liability and the recognition of a new liability. The difference in the respective carrying amounts is recognised in the statement of profit and loss.


**Off-setting of financial instruments**

Financial assets and financial liabilities are offset and the net amount is reported in the balance sheet if there is a currently enforceable legal right to offset the recognised amounts and there is an intention to settle on a net basis, to realise the assets and settle the liabilities simultaneously.

**k) Cash and cash equivalents**

Cash and cash equivalent in the balance sheet comprise cash at banks and on hand and short-term deposits with an original maturity of three months or less, which are subject to an insignificant risk of changes in value.

For the purpose of the statement of cash flows, cash and cash equivalents consist of cash and short-term deposits, as defined above, net of outstanding bank overdrafts as they are considered an integral part of the Company's cash management.



**l) Fair Value Measurement**

The Company measures financial instruments at fair value at each balance sheet date.

Fair value is the price that would be received to sell an asset or paid to transfer a liability in an orderly transaction between market participants at the measurement date. The fair value measurement is based on the presumption that the transaction to sell the asset or transfer the liability takes place either:

- i) In the principal market for the asset or liability, or
- ii) In the absence of a principal market, in the most advantageous market for the asset or liability

The principal or the most advantageous market must be accessible by the company.

The fair value of an asset or a liability is measured using the assumptions that market participants would use when pricing the asset or liability, assuming that market participants act in their economic best interest.

"A fair value measurement of a non-financial asset takes into account a market participant's ability to generate economic benefits by using the asset in its highest and best use or by selling it to another market participant that would use the asset in its highest and best use.

The Company uses valuation techniques that are appropriate in the circumstances and for which sufficient data are available to measure fair value, maximising the use of relevant observable inputs and minimising the use of unobservable inputs"

All assets and liabilities for which fair value is measured or disclosed in the financial statements are categorised within the fair value hierarchy, described as follows, based on the lowest level input that is significant to the fair value measurement as a whole:

Level 1 — Quoted (unadjusted) market prices in active markets for identical assets or liabilities

Level 2 — Valuation techniques for which the lowest level input that is significant to the fair value measurement is directly or indirectly observable

Level 3 — Valuation techniques for which the lowest level input that is significant to the fair value measurement is unobservable

For assets and liabilities that are recognised in the financial statements on a recurring basis, the Company determines whether transfers have occurred between levels in the hierarchy by re-assessing categorisation (based on the lowest level input that is significant to the fair value measurement as a whole) at the end of each reporting period."

The Company determines the policies and procedures for both recurring fair value measurement, such as derivative instruments and unquoted financial assets measured at fair value, and for non-recurring measurement, such as assets held for distribution in discontinued operations. The Valuation Committee comprises of the head of the investment properties segment, heads of the Company's internal mergers and acquisitions team, the head of the risk management department, financial controllers and chief finance officer.

External valuers are involved for valuation of significant assets, such as properties and unquoted financial assets, and significant liabilities, such as contingent consideration. Selection criteria include market knowledge, reputation, independence and whether professional standards are maintained. Valuers are normally rotated every three years.

At each reporting date, the Company analyses the movements in the values of assets and liabilities which are required to be remeasured or re-assessed as per the Company's accounting policies. For this analysis, the Company verifies the major inputs applied in the latest valuation by agreeing the information in the valuation computation to contracts and other relevant documents.

The Company, in conjunction with the Company's external valuers, also compares the change in the fair value of each asset and liability with relevant external sources to determine whether the change is reasonable.

For the purpose of fair value disclosures, the Company has determined classes of assets and liabilities on the basis of the nature, characteristics and risks of the asset or liability and the level of the fair value hierarchy as explained above.

This note summarises accounting policy for fair value.

**m) Revenue recognition Under Ind AS 115 for companies where there is no contract with customer.**

The Company applied Ind AS 115 for the first time from April 1, 2018. Ind AS 115 supersedes Ind AS 11 Construction Contracts and Ind AS 18 Revenue. Revenue is recognized on transfer of control of goods and services to the customer at the amount to which the company expects to be entitled. Revenue is measured at the fair value of the consideration received or receivable, taking into account contractually defined terms of payment and excluding taxes or duties collected on behalf of the government. In current financial year, Company does not have any revenue arising from contract with customers and thus there is no impact on the financial statements of the company on account this new revenue recognition standard.

**Interest Income**

"For all debt instruments measured either at amortised cost or at fair value through other comprehensive income, interest income is recorded using the effective interest rate (EIR). EIR is the rate that exactly discounts the estimated future cash payments or receipts over the expected life of the financial instrument or a shorter period, where appropriate, to the gross carrying amount of the financial asset or to the amortised cost of a financial liability. When calculating the effective interest rate, the Company estimates the expected cash flows by considering all the contractual terms of the financial instrument (for example, prepayment, extension, call and similar options) but does not consider the expected credit losses. Interest income is included in finance income in the statement of profit and loss.

Other interest income is recognized on a time proportion basis taking into account the amount outstanding and the rate applicable."

**Dividends**

"Revenue is recognised when the Company's right to receive the payment is established, which is generally when shareholders approve the dividend."

**n) Taxes**


Tax expense comprises current and deferred tax.

**Current Income Tax**

"Current income tax is measured at the amount expected to be paid to the tax authorities in accordance with the Income Tax Act, 1961

Current income tax assets and liabilities are measured at the amount expected to be recovered from or paid to the taxation authorities. The tax rates and tax laws used to compute the amount are those that are enacted or substantively enacted, at the reporting date.

Current income tax relating to items recognised outside profit or loss is recognised outside profit or loss (either in other comprehensive income or in equity). Current tax items are recognised in correlation to the underlying transaction either in OCI or directly in equity. Management periodically evaluates positions taken in the tax returns with respect to situations in which applicable tax regulations are subject to interpretation and establishes provisions where appropriate."





**Deferred Tax**

Deferred tax is the tax expected to be payable or recoverable on differences between the carrying values of assets and liabilities in the consolidated financial statements and the corresponding tax bases used in the computation of the taxable profit and is accounted for using the balance sheet liability model. Deferred tax liabilities are generally recognised for all the taxable temporary differences. In contrast, deferred tax assets are only recognised to the extent that it is probable that future taxable profits will be available against which the temporary differences can be utilised.

The carrying amount of deferred tax assets is reviewed at each reporting date and reduced to the extent that it is no longer probable that sufficient taxable profit will be available to allow all or part of the deferred tax asset to be utilised.

Deferred tax assets and liabilities are measured at the tax rates that are expected to apply in the year when the asset is realised or the liability is settled, based on tax rates (and tax laws) that have been enacted or substantively enacted at the reporting date.

Deferred tax relating to items recognised outside profit or loss is recognised outside profit or loss (either in other comprehensive income or in equity). Deferred tax items are recognised in correlation to the underlying transaction either in OCI or directly in equity.

Deferred tax assets and deferred tax liabilities are offset if a legally enforceable right exists to set off current tax assets against current tax liabilities and the deferred taxes relate to the same taxable entity and the same taxation authority.

Deferred tax assets include Minimum Alternative Tax ("MAT") paid in accordance with the tax law in India, which is likely to give future economic benefits in form of availability of set off against future income tax liability. Accordingly, MAT is recognised as deferred tax assets in balance sheet when the assets can be measured reliably and it is probable that future economic benefit associated with the assets will be realised.

**o) Corporate Social Responsibility ("CSR") expenditure**

The Company charges its CSR expenditure, if any, during the year to the statement of profit and loss



18 Related Party Disclosure

a List of related parties

Enterprises that control the Company

GMR SEZ & Port Holdings Limited (GSPHPL) (Holding Company)  
GMR Infrastructure Limited (GIL)  
GMR Enterprises Private Limited (GEPL)

Fellow Subsidiary Companies

Amartya Properties Private Limited(Amartya)  
Advika Properties Private Limited(Advika)  
Aklima Properties Private Limited (Aklima)  
Prakalpa Properties Private Limited (Prakalpa)  
Baruni Properties Private Limited (Baruni)  
Bougainvillea Properties Private Limited (BPPL)  
Camella Properties Private Limited (CPPL)  
Deepesh Properties Private Limited (DPPL)  
Gerbera Properties Private Limited (GPPL)  
Idika Properties Private Limited (IPPL)  
Larkspur Properties Private Limited (LPPL)  
Lantana Properties Private Limited (LPPL)  
Honeysuckle properties Pvt Ltd (HPPL)  
Krishnapriya Properties Private Limited (KPPPL)  
Padmapriya Properties Private Limited (PPPPL)  
Lakshmpriya Properties Private Limited (LPPPL)  
Pranesh Properties Private Limited (Pranesh)  
Purnachandra Properties Private Limited (PPPL)  
Radhapriya Properties Private Limited (RPPPL)  
Shreyadita Properties Private Limited (SPPL)  
Sreepa Properties Private Limited (Sreepa)  
GMR Generation Assets Limited (GGAL)  
GMR Krishnagiri SEZ Limited (GKSEZ)  
Honeyflower Estates Private Limited (HFE)  
Namitha Real Estates Private Limited (NREPL)  
Suzone properties Private Limited (Suzone)  
Lilliam Properties Private Limited (Lilliam)  
GMR Utilities Private Limited (GUPL)  
Raxa Security Services Limited (RSSL)  
East Godavari Power Distribution Company Private Limited(EGPDL)

Key Management Personnel

Mr. Mallikarjun DVR  
Mr. G Purnachandra Rao

Summary of transactions with the above related parties is as follows:

Particulars	31-Mar-19	31-Mar-18
<b>Issue / (Redemption) of 0% ( 2017 : 12.25% Cumulative Optional Convertible Debentures) compulsory Convertible Debentures</b>		
- Enterprises that Control the Company – GSPHL	(700,000)	1,600,000
<b>Reimbursement of TDS to :-</b>		
-Fellow subsidiary – RPPPL	490	175,438
<b>Interest on Debenture</b>		
- Enterprises that Control the Company – GSPHL		286,463
<b>Loan given /taken :</b>		
- Enterprises that Control the Company – GSPHPL	1,550,000	-
<b>Reimbursement of expenses:-</b>		
- Fellow subsidiary – BPPL	6,608	-
-Fellow subsidiary – PPPPL	-	29,000
<b>Other Expenses to:</b>		
- Enterprises that Control the Company – GSPHPL	50,959	-
-Fellow subsidiary – RSSL	106,200	567,778

Outstanding Balances at the year-end :	31-Mar-19	31-Mar-18
<b>Equity Share Capital</b>		
- Enterprises that Control the Company – GSPHL	10,000,000	10,000,000
<b>Zero percent(12.25% Optionally Convertible Debentures) Compulsory Convertible Debentures</b>		
- Enterprises that Control the Company – GSPHL	-	39,900,000
<b>Issue of 0% Optional Convertible Debentures</b>		
- Enterprises that Control the Company – GSPHPL	39,200,000	-
<b>Loan given to/(taken) :</b>		
- Enterprises that Control the Company – GSPHPL	1,550,000	-
<b>Interest receivable from:</b>		
- Enterprises that Control the Company – GSPHL	-	883,261
<b>Creditors / payable to:</b>		
- Enterprises that Control the Company – GSPHPL	46,640	-
- Fellow subsidiary – RSSL	17,624	17,400
<b>Sundry debtors / receivable</b>		
- Fellow subsidiary – BPPL	6,608	-



19 Income tax expenses in the statement of profit and loss consist of the following:

	Year ended 31-Mar-19	Year ended 31-Mar-18
<b>Tax expenses</b>		
Current tax	-	620,000.00
Deferred tax	-	-
<b>Total taxes</b>	-	<b>620,000</b>
<b>Effective Tax Reconciliation for the year ended March 31, 2019</b>		
<b>(Amount in Rupees , unless otherwise stated)</b>		
	Year ended 31-Mar-19	Year ended 31-Mar-18
<b>Income tax</b>		
Accounting profit before tax	(240,847)	(952,392)
Tax rate	25.75%	25.75%
Tax at the applicable tax rate of 25.75% (March 31, 2018: 25.75%)	(62,018)	(245,241)
Deferred tax**	62,018	245,241
Effect of lower tax rate under MAT	-	-
<b>Total tax expense reported in the statement of profit and loss</b>	-	-

\*\*Deferred tax asset has not been recognized on brought forward losses as there is no probability/convincing or other evidence that sufficient taxable profits will be available against which DTA will be adjusted.



20 Financial risk management objectives and policies

The Company's principal financial liabilities comprise loans and borrowings, trade and other payables. The main purpose of these financial liabilities is to finance the Company's operations. The Company's principal financial assets include loans, trade and other receivables, and cash and cash equivalents that derive directly from its operations.

The Company is exposed to market risk, credit risk and liquidity risk. The Company's senior management oversees the management of these risks. Company's senior management ensures that the Company's financial risk activities are governed by appropriate policies and procedures and that financial risks are identified, measured and managed in accordance with the Company's policies and risk objectives. All derivative activities for risk management purposes are carried out by specialist teams that have the appropriate skills, experience and supervision. It is the Company's policy that no trading in derivatives for speculative purposes may be undertaken. The Board of Directors reviews and agrees policies for managing each of these risks, which are summarised below.

**A. Market risk**

Market risk is the risk that the fair value of future cash flows of a financial instrument will fluctuate because of changes in market prices. Market risk comprises three types of risk: interest rate risk, currency risk and other price risk, such as equity price risk. Financial instruments affected by market risk include loans and borrowings, deposits, and derivative financial instruments.

The sensitivity analyses in the following sections relate to the position as at 31 March 2019 and 31 March 2018.

The analyses exclude the impact of movements in market variables on: the carrying values of gratuity and other post-retirement obligations, provisions.

The following assumptions have been made in calculating the sensitivity analyses:

► The sensitivity of the relevant profit or loss item is the effect of the assumed changes in respective market risks. This is based on the financial assets and financial liabilities held at 31 March 2019 and 31 March 2018.

**B. Interest rate risk**

Interest rate risk is the risk that the fair value or future cash flows of a financial instrument will fluctuate because of changes in market interest rates. The Company does not have fluctuating interest rate borrowings, thus company does not have any interest rate risk.

**C. Foreign currency risk**

Foreign currency risk is the risk that the fair value or future cash flows of an exposure will fluctuate because of changes in foreign exchange rates. The Company does not have exposure to foreign currency payable or receivable balances and hence it does not have any foreign currency risk.

**D. Credit risk**

Credit risk arises from cash held with banks and financial institutions, as well as credit exposure to clients, including outstanding accounts receivable. The maximum exposure to credit risk is equal to the carrying value of the financial assets. The objective of managing counterparty credit risk is to prevent losses in financial assets. The Company assesses the credit quality of the counterparties, taking into account their financial position, past experience and other factors.

**E. Liquidity risk**

Maturity profile of the Group's financial liabilities based on contractual undiscounted payments as on 31st March 2019

(Amount in Rupees)

Particulars	On demand	Within 1 year	1 to 5 years	> 5 years	Total
<b>Year ended March 31, 2019</b>					
Borrowings	39,200,000				39,200,000
Other financial liabilities	95,084				95,084
<b>Total</b>	<b>39,295,084</b>	-	-	-	<b>39,295,084</b>
<b>Year ended March 31, 2018</b>					
Borrowings	-				-
Other financial liabilities	1,270,920				1,270,920
<b>Total</b>	<b>1,270,920</b>	-	-	-	<b>1,270,920</b>



## 21 Recent accounting pronouncements

### A) Indian Accounting Standards (Ind AS) issued but not yet effective

On March 30, 2019, the Ministry of Corporate Affairs (MCA) issued the Companies (Indian Accounting Standards) Amendment Rules, 2019 which notified Ind AS 116, Leases. The amendment rules are effective from reporting periods beginning on or after April 1, 2019. This standard replaces current guidance in Ind AS 17 and is a far reaching change in accounting by lessees in particular.

Ind AS 116 sets out the principles for recognition, presentation and disclosure of leases and requires lessees to account for all leases under a single on-balance sheet model similar to accounting for finance leases under Ind AS 17. The objective is to ensure that lessees and lessors provide relevant information in a manner that faithfully represents those transactions. This information gives a basis for users of financial statements to assess the effect that leases have on the financial position, financial performance and cash flows of an entity.

Ind AS 116 requires lessees to recognize a 'right-of-use asset' and a 'lease liability' for almost all leasing arrangements. Lessor accounting under Ind AS 116 is substantially unchanged from today's accounting under Ind AS 17. The lessor still has to classify leases as either finance or operating.

Ind AS 116 is effective for the Group in the first quarter of fiscal year 2019 using either one of two methods:

(a) retrospectively to each prior reporting period presented in accordance with Ind AS 8 Accounting Policies, Changes in Accounting Estimates and Errors, with the option to elect certain practical expedients as defined within Ind AS 116 (the full retrospective method); or

(b) retrospectively with the cumulative effect of initially applying Ind AS 116 recognized at the date of initial application (April 01, 2019) and providing certain additional disclosures as defined in Ind AS 116 (the modified retrospective method).

The Company continues to evaluate the available transition methods and its contractual arrangements. The ultimate impact on leases resulting from the application of Ind AS 116 will be subject to assessments that are dependent on many variables, including, but not limited to, the terms of the contractual arrangements and the mix of business. The Company's considerations also include, but are not limited to, the comparability of its financial statements and the comparability within its industry from application of the new standard to its contractual arrangements. The Company has established an implementation team to implement Ind AS 116 related to leases and it continues to evaluate the changes to accounting system and processes, and additional disclosure requirements that may be necessary.

A reliable estimate of the quantitative impact of Ind AS 116 on the financial statements will only be possible once the implementation project has been completed.

### B) Amendments to Indian Accounting Standards (Ind AS) issued but not yet effective

The amendments to standards that are issued, but not yet effective, up to the date of issuance of the financial statements are disclosed below. The Company intends to adopt these standards, if applicable, when they become effective.

On March 30, 2019, the Ministry of Corporate Affairs (MCA) issued the Companies (Indian Accounting Standards) Second Amendment Rules, 2019 amending the following standards:

#### Appendix C, Uncertainty over Income Tax Treatments to Ind AS 12, 'Income taxes'

The appendix corresponds to IFRIC 23, Uncertainty over Income Tax Treatments issued by the IFRS Interpretations Committee.

This amendment clarifies how the recognition and measurement requirements of Ind AS 12 'Income taxes', are applied where there is uncertainty over income tax treatments. An uncertain tax treatment is any tax treatment applied by an entity where there is uncertainty over whether that treatment will be accepted by the tax authority. For example, a decision to claim a deduction for a specific expense or not to include a specific item of income in a tax return is an uncertain tax treatment if its acceptability is uncertain under tax law. The amendment applies to all aspects of income tax accounting where there is an uncertainty regarding the treatment of an item, including taxable profit or loss, the tax bases of assets and liabilities, tax losses and credits and tax rates.

The interpretation is effective for annual periods beginning on or after April 1, 2019.

The company is evaluating the impact of the amendment on the financial position, results of operation and cash flow.

#### Prepayment Features with Negative Compensation, Amendments to Ind AS 109, Financial Instruments.

This amendment enables entities to measure certain pre-payable financial assets with negative compensation at amortised cost. These assets, which include some loan and debt securities, would otherwise have to be measured at fair value through profit and loss. Negative compensation arises where the contractual terms permit the borrower to prepay the instrument before its contractual maturity, but the prepayment amount could be less than unpaid amounts of principal and interest. However, to qualify for amortised cost measurement, the 'negative compensation' must be 'reasonable compensation for early termination of the contract'.

That is, when a financial liability measured at amortised cost is modified without this resulting in derecognition, a gain or loss should be recognised in profit or loss. The gain or loss is calculated as the difference between the original contractual cash flows and the modified cash flows discounted at the original effective interest rate.

The interpretation is effective for annual periods beginning on or after April 1, 2019.

The company is evaluating the impact of the amendment on the financial position, results of operation and cash flow.



**Plan Amendment, Curtailment or Settlement, Amendments to Ind AS 19, Employee Benefits.**

The amendments to Ind AS 19 clarify the accounting for defined benefit plan amendments, curtailments and settlements. They confirm that entities must:

- calculate the current service cost and net interest for the remainder of the reporting period after a plan amendment, curtailment or settlement by using the updated assumptions from the date of the change
- any reduction in a surplus should be recognised immediately in profit or loss either as part of past service cost, or as a gain or loss on settlement. In other words, a reduction in a surplus must be recognised in profit or loss even if that surplus was not previously recognised because of the impact of the asset ceiling
- separately recognise any changes in the asset ceiling through other comprehensive income.

The interpretation is effective for annual periods beginning on or after April 1, 2019.

The company is evaluating the impact of the amendment on the financial position, results of operation and cash flow.

**Annual Improvements to Ind AS**

- **Ind AS 23, 'Borrowing Cost'**- clarified that if a specific borrowing remains outstanding after the related qualifying asset is ready for its intended use or sale, it becomes part of general borrowings.
- **Ind AS 103, 'Business Combination'**- clarified that obtaining control of a business that is a joint operation is a business combination achieved in stages. The acquirer should re-measure its previously held interest in the joint operation at fair value at the acquisition date.
- **Ind AS 111, 'Joint arrangements'**- clarified that the party obtaining joint control of a business that is a joint operation should not measure its previously held interest in joint operation.
- **Ind AS 12, 'Income Taxes'**- clarified that the income tax consequences of dividends on financial instruments classified as equity should be recognised according to where the past transactions or events that generated distributable profits were recognised. These requirements apply to all income tax consequences of dividends.

Previously, it was unclear whether the income tax consequences of dividend should be recognised in profit or loss, or in equity, and the scope of the existing guidance was ambiguous.

The interpretation is effective for annual periods beginning on or after April 1, 2019.

The company is evaluating the impact of the amendment on the financial position, results of operation and cash flow.



Where there is movement/ balance in financial activities in cash flow

**Amendment to Ind AS 7**Effective April 1, 2017, the company adopted the amendment to Ind AS 7, which requires entities to provide disclosures that  
Amount in Rs.

Particulars	04/01/18	Cash Flow	Non Cash Changes		03/31/19
			Fair Value Changes	Others	
Long Term Borrowings	-	-	-	-	-
Short Term Borrowing	-	(700,000)	39,900,000	-	39,200,000

\*During this FY2081-19 the company has changed the term of 0% Compulsory convertible Debentures (CCD) into 0% Optionally Convertible Debentures (OCD)



2.3 Capital Management

For the purpose of the Company's capital management, capital includes issued equity capital, share premium and all other equity reserves attributable to the equity holders of the Company. The primary objective of the Company's capital management is to maintain strong credit rating and healthy capital ratios in order to support its business and maximise the shareholder value.

The Company manages its capital structure and makes adjustments in light of changes in economic conditions and the requirements of the financial covenants. To maintain or adjust the capital structure, the Company may adjust the dividend payment to shareholders, return capital to shareholders or issue new shares. The Company monitors capital using a gearing ratio, which is net debt divided by total capital plus net debt. The Company includes within net debt, loans and borrowings, trade and other payables, less cash and cash equivalents.

		(Amount in Rupees)	
		31-Mar-19	31-Mar-18
Borrowings		39,200,000	-
Less: Cash and cash equivalents (Note 5)		(34,802)	(630,739)
Net debt	(i)	39,165,138	(630,739)
Share Capital		10,000,000	10,000,000
Other Equity		318,443	40,485,218
Total capital	(ii)	10,318,443	50,485,218
Capital and net debt	(ii + i)	49,483,581	49,854,479
Gearing ratio (%)	(iii)	79.15%	-1.27%

In order to achieve this overall objective, the Company's capital management, amongst other things, aims to ensure that it meets financial covenants attached to the interest-bearing loans and borrowings that define capital structure requirements. Breaches in meeting the financial covenants would permit the bank to immediately call loans and borrowings. There have been no breaches in the financial covenants of any interest-bearing loans and borrowing in the current period.

No changes were made in the objectives, policies or processes for managing capital during the period

2.4 Segment reporting

The Chief Operating Decision Maker reviews the operations of the Company primarily as a business of procurement of land, which is considered to be the only reportable segment by the management. Hence, there are no additional disclosures to be provided under IND AS 108 'Operating Segments'.

2.5 Capital commitments

Estimated amount of contracts remaining to be executed on capital account not provided for, net of advances Rs.NH. (Mar'18 - Rs.NH.)

2.6 Pending litigations

The Company does not have any pending litigations which would impact its financial position.

2.7 Foreseeable losses

The Company did not have any long-term contracts including derivative contracts for which there were any material foreseeable losses

2.8 MSME Dues


There are no micro and small enterprises to which the company owes dues which are outstanding for more than 45 days as at March 31, 2019. This information, as required to be disclosed under the Micro Small and Medium Enterprises Development Act 2006, has been determined to the extent such parties have been identified on the basis of information available with the company.

As per our report of even date

For Girish Arthy & Kumar  
Chartered Accountants  
Firm registration number: 0609345

B. Girish Rao  
Partner  
Membership No: 85745

Place: Hosur  
Date: 25th April 2019



For and on behalf of the board of directors  
Nadira Properties Private Limited

*G. Purnachandra Rao*

G. Purnachandra Rao  
Director  
DIN: 7691531

Mallikarjun DVR  
Director  
DIN: 07039823

